

LINK-80 OPERATOR'S GUIDE

Copyright (c) 1980

Digital Research
P.O. Box 579
801 Lighthouse Avenue
Pacific Grove, CA 93950
(408) 649-3896
TWX 910 360 5001

All Rights Reserved

COPYRIGHT

Copyright (c) 1980 by Digital Research. All rights reserved. No part of this publication may be reproduced, transmitted, transcribed, stored in a retrieval system, or translated into any language or computer language, in any form or by any means, electronic, mechanical, magnetic, optical, chemical, manual or otherwise, without the prior written permission of Digital Research, Post Office Box 579, Pacific Grove, California, 93950.

This manual is, however, tutorial in nature. Thus, permission is granted to reproduce or abstract the example programs shown in the enclosed figures for the purposes of inclusion within the reader's programs.

DISCLAIMER

Digital Research makes no representations or warranties with respect to the contents hereof and specifically disclaims any implied warranties of merchantability or fitness for any particular purpose. Further, Digital Research reserves the right to revise this publication and to make changes from time to time in the content hereof without obligation of Digital Research to notify any person of such revision or changes.

TRADEMARKS

CP/M is a registered trademark of Digital Research. PL/I-80, MP/M-80, RMAC, SID, ZSID and TEX are trademarks of Digital Research.

The "LINK-80 Operator's Guide" was prepared using the Digital Research TFX Text formatter.

Second Printing: December, 1980

TABLE OF CONTENTS

| | | |
|---------------------|--|----|
| LINK LINKAGE EDITOR | | 1 |
| 1.1. | LINK Operation | 1 |
| 1.2. | LINK Switches | 2 |
| 1.2.1. | The Additional memory (A) Switch . | 2 |
| 1.2.2. | The Data Origin (D) Switch | 2 |
| 1.2.3. | The Go (G) Switch | 2 |
| 1.2.4. | The Load Address (L) Switch | 2 |
| 1.2.5. | The Memory Size (M) Switch | 3 |
| 1.2.6. | The No List (NL) Switch | 3 |
| 1.2.7. | The No Recording of Symbols (Nil) Switch | 3 |
| 1.2.8. | The Output COM File (OC) Switch | 3 |
| 1.2.9. | The Output PRL File (OP.) Switch | 3 |
| 1.2.10. | The Program Origin (P) Switch | 3 |
| 1.2.11. | The '?' Symbol (Q) Switch | 4 |
| 1.2.12. | The Search (S) Switch | 4 |
| 1.3. | Creating MP/M PRL Files | 4 |
| 1.4. | Sample Link | 5 |
| 1.5. | Error Messages | 9 |
| 1.6. | Format of REL Files | 10 |
| 1.7. | Format of IRL Files | 13 |
| 2. | RMAC RELOCATING MACRO ASSEMBLER | 13 |
| 2.1. | RMAC Operation | 13 |
| 2.2. | Expressions | 13 |
| 2.3. | Assembler Directives | 14 |
| 2.3.1. | The ASEG Directive | 15 |
| 2.3.2. | The CSEG Directive | 15 |
| 2.3.3. | The DSEG Directive | 15 |
| 2.3.4o | The COMMON Directive | 15 |
| 2.3.5. | The PUBLIC Directive | 15 |
| 2.3.6. | The EXTRN Directive | 16 |
| 2.3.7. | The NAME Directive | 16 |
| 3. | LIB PROGRAM LIBRARIAN | 17 |
| 3o1. | LIB Operation | 17 |
| 3.2. | Error Messages | 18 |
| 4. | DATA REPRESENTATION AND INTERFACE CONVENTIONS | 19 |
| 4.1. | Representation of Data Elements | 19 |
| 4.1.1. | Pointers, and Entry and Label Variables | 19 |
| 4.1.2. | Fixed Binary Data Format | 19 |
| 4.1.3. | Bit Data Representation | 20 |
| 4.1.4. | Character Data Representation | 20 |
| 4.1.5. | Fixed Decimal Data Representation | 21 |
| 4.1.6. | Floating Point Binary Representation | 21 |
| 4.1.7. | File Constant Representation | 22 |
| 4.2. | Layout of Aggregate Storage | 22 |
| 4.3. | General Parameter Passing Conventions | 23 |
| 4.4. | Returning Values from Functions | 24 |
| 4.4.1. | Returning Pointer, Entry, and Label Variables | 28 |
| 4.4.2. | Returning Fixed Binary Data | 28 |

| | | |
|--------|---|----|
| 4.4.3. | Returning Bit String Data | 28 |
| 4.4.4. | Returning Character Data | 28 |
| 4.4.5. | Returning Fixed Decimal Data | 29 |
| 4.4.6. | Returning Floating Point Numbers | 29 |
| 5. | PL/I-80 RUNTIME SUBROUTINES | 33 |
| 5.1. | Stack and Dynamic Storage Subroutines | 33 |
| 5.1.1. | The TOTWDS and MAXWDS Functions | 33 |
| 5.1.2. | The ALLWDS Subroutine | 34 |
| 5.1.3. | The STKSTZ Function | 34 |
| 5.2. | PL/I-80 Runtime Subroutine Entry Points | 39 |
| 5.3. | Direct CP/M Function Calls | 43 |

APPENDIXES

| | | |
|----|---|----|
| A: | Listing of "PLIDIO" Direct CP/M Call Entry Points | 46 |
| B: | Listing of "DTCALLS" Showing the Basic CP/M Direct Interface | 59 |
| C: | Listing of "DIOCOPY11 Showing Direct CP/M File 1/0 Operations | 67 |
| D: | Listing of "DIORAND" Showing Extended Random Access Calls | 73 |
| E: | Description of Overlays and Pile Location Controls | 78 |
| F: | Description of XREP Cross-Reference Utility | 90 |

I . LINK LINKAGE EDITOR.

LINK is a utility used to combine relocatable object modules into an absolute file ready for execution under CP/M or MP/M. The relocatable object modules may be of two types. The first has a filetype of REL, and is produced by PL/I-80, RMAC, or any other language translator that produces relocatable object modules in the Microsoft format. The second has a filetype of IRL, and is generated by the CP/M librarian LIB. An IRL file contains the same information as a REL file, but includes an index which allows faster linking of large libraries.

Upon completion, LINK lists the symbol table, any unresolved symbols, a memory map and the use factor at the console. The memory map shows the size and locations of the different segments, and the use factor indicates the amount of available memory used by LINK as a hexadecimal percentage. LINK writes the symbol table to a SYM file suitable for use with the CP/M Symbolic Instruction Debugger (SID), and creates a COM or PRL file for direct execution under CP/M or MP/M.

1.1. LINK Operation

LINK is invoked by typing

```
LINK filename1{,filename2,...,filenameN}
```

where filename1,...,filenameN are the names of the object modules to be linked. If no filetype is specified, REL is assumed. LINK will produce two files: filename1.COM and filename1.SYM. If some other filename is desired for the COM and SYM files, it may be specified in the command line as follows:

```
LINK newfilename=filename1{,filename2,...,filenameN}
```

When linking PL/I programs, LINK will automatically search the runtime library file PLILIB.IRL on the default disk and include any subroutines used by the PL/I programs.

A number of optional switches, provided for additional control of the link operation, are described in the following section.

During the link process, LINK may create up to eight temporary files on the default disk. The files are named:

```
XXABS.$$$   XXPROG.$$$   XXDATA.$$$   XXCOMM.$$$  
YYABS.$$$   YYPROG.$$$   YYDATA.$$$   YYCOMM.$$$
```

These files are deleted if LINK terminates normally, but may remain on the disk if LINK aborts due to an error condition.

1.2. LINK Switches

LINK switches are used to control the execution parameters of LINK. They are enclosed in square brackets immediately following one or more of the filenames in the command line, and are separated by commas.

Example:

```
LINK TEST[L40001,IOMOD,TESTLIB[S,NL,GSTARTI
```

All switches except the S switch may appear after any filename in the command line. The S switch must follow the filename to which it refers.

1.2.1. The Additional Memory (A) Switch. The A switch is used to provide LINK with additional space for symbol table storage by decreasing the size of LINK's internal buffers. This switch should be used only when necessary, as indicated by a MEMORY OVERFLOW error, since using it causes the internal buffers to be stored on the disk, thus slowing down the linking process considerably.

1.2.2. The Data origin (D) Switch. The D switch is used to specify the origin of the data and common segments. If not used, LINK will put the data and common segments immediately after the program segment. The form of the D switch is Dnnnn, where nnnn is the desired data origin in hex.

1.2.3. The Go (G) Switch. The G switch is used to specify the label where program execution is to begin, if it does not begin with the first byte of the program segment. LINK will put a jump to the label at the load address. The form of the G switch is G<label>.

1.2.4. The Load Address (L) Switch. The load address defines the base address of the COM file generated by LINK. Normally, the load address is 100H, which is the base of the Transient Program Area in a standard CP/M system. The form of the L switch is Lnnnn, where nnnn is the desired load address in hex. The L switch also sets the program origin to nnnn, unless otherwise defined by the P switch.

Note that COM files created with a load address other than 100H will not execute properly under a standard CP/M system.

1.2.5. The Memory Size (M) Switch. The M switch may be used when creating PRL files for execution under MP/M to indicate that additional data space is required by the PRE, program for proper execution. The form of the M switch is Mnnnn, where nnnn is the amount of additional data space needed in hex.

1.2.6. The No List (NL) Switch. The NL switch is used to suppress the listing of the symbol table at the console.

1.2.7. The No Recording of Symbols (NR) Switch. The NR switch is used to suppress the recording of the symbol table file.

1.2.8. The Output COM File (OC) Switch. The OC switch directs LINK to produce a COM file. This is the default condition for LINK.

1.2.9. The Output PRL File (OP) Switch. The OP switch directs LINK to produce a page relocatable PRL file for execution under MP/M, rather than a COM file. See section 1.3 for more information on creating PRL files.

1.2.10. The Program Origin (P) Switch. The P switch is used to specify the origin of the program segment. If not used, LINK will put the program segment at the load address, which is 100H unless otherwise specified by the L switch. The form of the P switch is Pnnnn, where nnnn is the desired program origin in hex.

1.2.11. The '?' Symbol (Q) Switch. Symbols in the PL/I run-time library begin with a question mark to avoid conflict with user symbols. Normally LINK suppresses listing and recording of these symbols. The Q switch causes these symbols to be included in the symbol table listed at the console and recorded on the disk.

1.2.12. The Search (S) Switch. The S switch is used to indicate that the preceding file should be treated as a library. LINK will search the file and include only those modules containing symbols which are referenced but not defined in the modules already linked.

1.3. Creating MP/M PRL Files

Assembly language programs often contain references to symbols in the base page such as BOOT, BDOS, DFCB, and DBUFF. To run properly under CP/M (or as a COM file under MP/M) these symbols are simply defined in equates as follows:

```
BOOT    EQU    0        ;JUMP TO WARM BOOT
BDOS    EQU    5        ;JUMP TO BDOS ENTRY POINT
DFCB    EQU    5CH     ;DEFAULT FILE CONTROL BLOCK
DBUFF   EQU    80H     ;DEFAULT 1/0 BUFFER
```

With PRL files, however, the base page itself may be relocated at load time, so LINK must know that these symbols, while at fixed locations within the base page, are relocatable. To do this, simply declare these symbols as externals in the modules in which they are referenced:

```
EXTRN   BOOT, BDOS, DFCB, DBUFF
```

and link in another module in which they are declared as public and defined in equates:

```
        PUBLIC  BOOT, BDOS, DFCB, DBUFF
BOOT    EQU    0        ;JUMP TO WARM BOOT
BDOS    EQU    5        ;JUMP TO BDOS ENTRY POINT
DFCB    EQU    5CH     ;DEFAULT FILE CONTROL BLOCK
DBUFF   EQU    80H     ;DEFAULT 1/0 BUFFER
END
```


1.4. Sample Link

A sample link is shown on the following pages. First the sample program GRADE.PLI is compiled, and then a COM file is created by LINK. LINK automatically searches the PL/I run-time library PLILIB.IRL for the subroutines used by GRADE. The Q switch causes the symbols taken from PLILIB.IRL to be included in the symbol table listing (and the SYM file). The memory map following the symbol table indicates the length and location assigned to each of the segments. A use factor of 49 indicates that 49H%, or a little more than a quarter of the memory available to LINK was used.

PL/I-80 V1.0, COMPILATION OF: GRADE

D: Disk Print

L: List Source Program

NO ERROR(S) IN PASS 1

NO ERROR(S) IN PASS 2

PL/I-80 V1.0, COMPILATION OF: GRADE

```
1 a 0000 average:
2 a 0006      proc options (main);
3 a 0006      /* grade averaging program
4 a 0006
5 c 0006      dcl
6 c 000D          sysin file,
7 c 000D          (grade,total,n) fixed;
8 c 000D
9 c 000D      on error (1)
10 c 0014          /* conversion
11 d 0014          begin;
12 e 0017          put skip list(' Bad Value, Try Again.' );
13 e 0033          get skip;
14 e 0044          go to retry;
15 d 0047          end;
16 d 0047
17 c 0047      on endfile (sysin)
18 d 004F          begin;
19 e 0052          if n = 0 then
20 e 005B              put skip list
21 e 008A                  (Average is' ,total/n);
22 e 008A          stop;
23 d 008D          end;
24 d 008D
25 c 008D      put skip list
26 c 00A9          (' Type a List of Grades, End with Ctrl-Z' );
27 c 00A9      total = 0;
28 c 00AF      n = 0;
29 c 00B9
30 c 00B9      retry:
31 c 0069      put skip;
32 c 00CA          do while(' b);
33 c 00CA          get list (grade);
34 c 00E2          total = total + grade;
35 c 00ED          n = n +
36 c 00F7          end;
37 a 00F7      end average;
```

CODE SIZE = 00F7

DATA AREA = 004C

B>link grade[q]
LINK VO.4

| | | | | | | | |
|----------|------|----------|------|----------|------|----------|------|
| AVERAG | 0100 | /SYSIN/ | 1B77 | ?START | 1A08 | ?ONCOP | 18AE |
| ?SYSPR | 02C5 | ?SKPOP | 0430 | ?SLCTS | 1367 | ?PNCOP | 01FD |
| ?QIOOP | 1987 | ?SYSIN | 02C1 | ?ID22N | 13B3 | ?QICOP | 127E |
| ?PNVOP | 0221 | ?STOPX | 1B19 | ?RECOV | 1468 | ?GNVOP | 07D5 |
| ?QCIOP | 11FB | /?FILAT/ | 1B9C | /?FPB/ | 1BA5 | ?PNBOP | 01F7 |
| ?PNCPR | 04CF | ?IS22N | 13F9 | ?SIOOP | 02CA | ?SIOPR | 02E8 |
| /?FPBST/ | 1BD3 | /SYSPRI/ | 1BE6 | ?OIOOP | 05A7 | ?FPBIO | 0758 |
| ?OIOPR | 05C6 | ?BSL16 | 131C | ?SIGNA | 1626 | ?SKPPR | 0439 |
| ?GNCPR | 094F | ?WRBYT | OE36 | ?PAGOP | 07C7 | ?NSTOP | 1322 |
| ?SMVCM | 1390 | ?SJSVM | 132D | ?SSCFS | 137A | ?QB081 | 11E7 |
| ?OPNFI | 0013 | /?FMST/ | 1COE | ?FPBOU | 19DB | ?FPBIN | 1993 |
| ?GNVPR | 0812 | ?RDBYT | OE23 | ?RDBUF | OE5C | ?WRBUF | OE7F |
| ?CLOSE | OF68 | ?GETKY | OF99 | ?SETKY | OFBF | ?PATH | OF4C |
| ?BDOS | 0005 | ?DFCBO | 005C | ?DFCB1 | 006C | ?DBUFF | 0080 |
| ?ALLOP | 14D2 | ?FREOP | 1568 | ?ADDIO | 1A64 | ?SUBIO | 1A7B |
| ?WRCHR | 19F1 | ?RFSIZ | 10C4 | ?RRFCB | 1136 | ?RWFCB | 113B |
| ?QB161 | 11EA | ?IN20 | 13F1 | ?CNVER | 1400 | ?BSL08 | 1316 |
| ?SJSCM | 132F | ?SJSTS | 1341 | ?SLVTS | 1365 | ?SMCCM | 1394 |
| ?ID22 | 13CB | ?IN20N | 13F1 | ?ZEROD | 1420 | ?IS22 | 13F9 |
| /?CONSP/ | 1C16 | ?OFCOP | 14B2 | ?RSBLK | 1437 | ?RECLS | 1E79 |
| ?ERMSG | 1B34 | ?BEGIN | 1E77 | /?ONCOD/ | 1C37 | ?SIGOP | 1616 |
| ?STACK | 1E71 | ?ONCPC | 194B | ?REVOP | 1903 | /?CNCOL/ | 1C3A |
| ?BOOT | 0000 | ?CMEM | 1B77 | ?DMEM | 1E7B | | |

ABSOLUTE 0000
CODE SIZE 1A77 (0100-1B76)
DATA SIZE 023F (1C3C-1E7A)
COMMON SIZE 00C5 (1B77-1C3B)
USE FACTOR 49

A>b:grade

Type a List of Grades, End with Ctl-Z

50, 75, 25

^Z

Average is 50

End of Execution

A>b:grade

Type a List of Grades, End with Ctl-Z

50

75

zot,66

Bad Value, Try Again.

25

^Z

Average is 50

End of Execution

A>b:grade

Type a List of Grades, End with Ctl-Z

^Z

End of Execution

1.5. Error Messages

CANNOT CLOSE: An output file cannot be closed. The diskette may be write protected.

COMMON ERROR: An undefined common block has been selected.

DIRECTORY FULL: There is no directory space for the output files or intermediate files.

DISK READ ERROR: A file cannot be read properly.

DISK WRITE ERROR: A file cannot be written properly, probably due to a full diskette.

FILE NAME ERROR: The form of a source file name is invalid.

FIRST COMMON NOT LARGEST: A subsequent COMMON declaration is larger than the first COMMON declaration for the indicated block. Check that the files being linked are in the proper order, or that the modules in a library are in the proper order.

INDEX ERROR: The index of an IRL file contains invalid information.

INSUFFICIENT MEMORY: There is not enough memory for LINK to allocate its buffers. Try using the A switch.

INVALID REL FILE: The file indicated contains an invalid bit pattern. Make sure that a REL or IRL file has been specified.

INVALID SYNTAX: The command line used to invoke LINK was not properly formed.

MAIN MODULE ERROR: A second main module was encountered.

MEMORY OVERFLOW: There is not enough memory to complete the link operation. Try using the A switch.

MULTIPLE DEFINITION: The specified symbol is defined in more than one of the modules being linked.

NO FILE: The indicated file cannot be found.

OVERLAPPING SEGMENTS: LINK attempted to write a segment into memory already used by another segment. Probably caused by incorrect use of P and/or D switches.

UNDEFINED START SYMBOL: The symbol specified with the G switch is not defined in any of the modules being linked.

UNDEFINED SYMBOLS: The symbols following this message are referenced but not defined in any of the modules being linked.

UNRECOGNIZED ITEM: An unfamiliar bit pattern has been scanned (and ignored) by LINK.

1.6. Format of REL Files

The information in a REL file is encoded in a bit stream, which is interpreted as follows:

- 1) If the first bit is a 0, then the next 8 bits are loaded according to the value of the location counter.
- 2) If the first bit is a 1, then the next 2 bits are interpreted as follows:
 - 00 - special link item (see 3)
 - 01 - program relative. The next 16 bits are loaded after being offset by the program segment origin.
 - 10 - data relative. The next 16 bits are loaded after being offset by the data segment origin.
 - 11 - common relative. The next 16 bits are loaded after being offset by the origin of the currently selected common block.
- 3) A special item consists of:
 - A 4 bit control field which selects one of 16 special link items described below.
 - An optional value field which consists of a 2 bit address type field and a 16 bit address field. The address type field is interpreted as follows:
 - 00 - absolute
 - 01 - program relative
 - 10 - data relative
 - 11 - common relative
 - An optional name field which consists of a 3 bit name count followed by the name in 8 bit ASCII characters.

The following items are followed by a name field only.

- 0000 - entry symbol. The symbol indicated in the name field is defined in this module, so the module should be linked if the current file is being searched (as indicated by the S switch).
- 0001 - select common block. Instructs LINK to use the location counter associated with the common block indicated in the name field for subsequent common relative items.

0010 - program name. The name of the relocatable module. LINK checks that the first item in each module is a program name, and issues an error if it is not.

0011 - unused.

0100 - unused.

The following items are followed by a value field and a name field.

0101 - define common size. The value field determines the amount of memory to be reserved for the common block described in the name field. The first size allocated to a given block must be larger than or equal to any subsequent definitions for that block in other modules being linked.

0110 - chain external. The value field contains the head of a chain which ends with an absolute 0. Each element of the chain is to be replaced with the value of the external symbol described in the name field.

0111 - define entry point. The value of the symbol in the name field is defined by the value field.

1000 - unused.

The following items are followed by a value field only.

1001 - external plus offset. The following two bytes in the current segment must be offset by the value of the value field after all chains have been processed.

1010 - define data size. The value field contains number of bytes in the data segment of the current module.

1011 - set location counter. Set the location counter to the value determined by the value field.

1100 - chain address. The value field contains the head of a chain which ends with an absolute 0. Each element of the chain is to be replaced with the current value of the location counter.

1101 - define program size. The value field contains the number of bytes in the program segment of the current module.

1110 - end module. Defines the end of the current module. if the value field contains a value other than absolute 0, it is to be used as the start address for the program being linked. The next item in the file will start at the next byte boundary.

The following item has no value field or name field.

1111 - end file. Follows the end module item of the last module in the file.

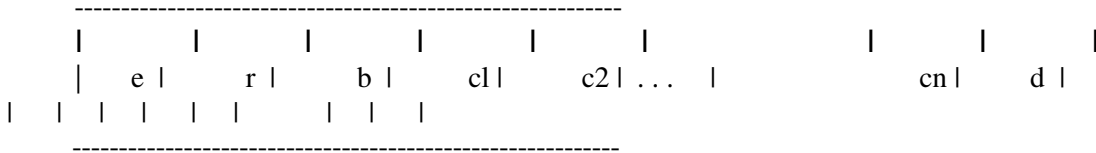
1.7. Format of IRL Files

An IRL file consists of three parts: a header, an index and a REL section.

The header contains 128 bytes defined as follows:

byte 0 - extent number of first record of REL section. byte I - record number of first record of REL section. bytes 2-127 - currently unused.

The index consists of a number of entries corresponding to the entry symbol items in the REL section. The entries are of the form:



where:

- e = extent offset from start of REL section to start of module
- r = record offset from start of extent to start of module
- b = byte offset from start of record to start of module
- c1-cn = name of symbol
- d = end of symbol delimiter (OFEH)

The index is terminated by an entry in which c1 = OFFH. The remainder of the record containing the terminating entry is unused.

The REL section contains the relocatable object code as described in the previous section.

2. RMAC RELOCATING MACRO ASSEMBLER.

The CP/M Relocating macro Assembler, called RMAC, is a modified version of the CP/M Macro Assembler (MAC). RMAC produces a relocatable object file (REL), rather than an absolute object file (HEX), which may be linked with other modules produced by RMAC, or other language translators such as PL/I-80, to produce an absolute file ready for execution.

The differences between RMAC and MAC are described in the following sections. For a complete description of the assembly language and macro facilities, see CP/M MAC Macro Assembler: Language Manual and Application Guide.

2.1. RMAC Operation

RMAC is invoked by typing

RMAC filename. filetype

followed by optional assembly parameters. If the filetype is not specified, ASM is assumed. RMAC produces three files: a list file (PRN), a symbol file (SYM), and a relocatable object file (REL). Characters entered in the source file in lower case appear in lower case in the list file, except for macro expansions.

The assembly parameter "H" in MAC, used to control the destination of the HEX file, has been replaced by "R", which controls the destination of the REL file. Directing the REL file to the console or printer (RX or RP) is not allowed, since the REL file does not contain ASCII characters.

Example:

```
RMAC TEST $PX SB RB
```

directs RMAC to assemble the file TEST.ASM, send the PRN file to the console, and put the symbol file (SYM) and the relocatable object file (REL) on drive B.

2.2. Expressions

The operand field of a statement may consist of a complex arithmetic expression (as described in the MAC manual, section 3) with the following restrictions:

- 1) In the expression A+B, if A evaluates to a relocatable value or

an external, then B must be a constant.

- 2) In the expression A-B, if A is an external, then B must be a constant.
- 3) In the expression A-B, if A evaluates to a relocatable value, then:
 - a) B must be a constant, or
 - b) B must be a relocatable value of the same relocation type as A (both must appear in a CSEG, DSEG, or in the same COMMON block).
- 4) In all other arithmetic and logical operations, both operands must be absolute.

An expression error (' E') will be generated if an expression does not follow the above restrictions.

2.3. Assembler Directives

The following assembler directives have been added to support relocation and linking of modules:

| | |
|--------|--|
| ASEG | use absolute location counter |
| CSEG | use code location counter |
| DSEG | use data location counter |
| COMMON | use common location counter |
| PUBLIC | symbol may be referenced in another module |
| EXTRN | symbol is defined in another module |
| NAME | name of module |

The directives ASEG, CSEG, DSEG and COMMON allow program modules to be split into absolute, code, data and common segments, which may be rearranged in memory as needed at link time. The PUBLIC and EXTRN directives provide for symbolic references between program modules.

NOTE: While symbol names may be up to 16 characters, the first six characters of all symbols in PUBLIC, EXTRN and COMMON statements must be unique, since symbols are truncated to six characters in the object module.

2.3.1. The ASEG Directive. The ASEG statement takes the form

label ASEG

and instructs the assembler to use the absolute location counter until otherwise directed. The physical memory locations of statements following an ASEG are determined at assembly time by the absolute location counter, which defaults to 0 and may be reset to another value by an ORG statement following the ASEG statement.

2.3.2. The CSEG Directive. The CSEG statement takes the form

label CSEG

and instructs the assembler to use the code location counter until otherwise directed. This is the default condition when RMAC begins an assembly. The physical memory locations of statements following a CSEG are determined at link time.

2.3.3. The DSEG Directive. The DSEG statement takes the form

label DSEG

and instructs the assembler to use the data location counter until otherwise directed. The physical memory locations of statements following a DSEG are determined at link time.

2.3.4. The COMMON Directive. The COMMON statement takes the form

COMMON /identifier/

and instructs the assembler to use the COMMON location counter until otherwise directed. The physical memory locations of statements following a COMMON statement are determined at link time.

2.3.5. The PUBLIC Directive. The PUBLIC statement takes the

form

```
PUBLIC      label{,label, ..... ,label}
```

where each label is defined in the program. Labels appearing in a PUBLIC statement may be referred to by other programs which are linked using LINK-80.

2.3.6. The EXTRN Directive. The form of the EXTRN statement is

```
EXTRN      label{,label, ..... ,label}
```

The labels appearing in an EXTRN statement may be referenced but must not be defined in the program being assembled. They refer to labels in other programs which have been declared PUBLIC.

2.3.7. The NAME Directive. The form of the NAME statement is

```
NAME      ' text string'
```

The NAME statement is optional. It is used to specify the name of the relocatable object module produced by RMAC. If no NAME statement appears, the filename of the source file is used as the name of the object module.

3. LIB PROGRAM LIBRARIAN.

The function of LIB is to handle libraries, which are files consisting of any number of relocatable object modules. LIB can concatenate a group of REL files into a library, create an indexed library (IRL), select modules from a library, and print module names and PUBLICS from a library.

3.1. LIB Operation

LIB is invoked by typing

```
LIB filename=filename1,...,filenameN
```

This command will create a library called filename.REL from the files filename1.REL,...,filenameN.REL. If filetypes are omitted, REL is assumed .

A filename may be followed by a group of module names enclosed in parentheses. Only the modules indicated will be included in the LIB function being performed. If omitted, all modules in the file are included.

Example:

```
LIB TEST=A(A1,A2),B,C(C1-C4,C6)
```

This command will create a file TEST.REL consisting of modules A1 and A2 from A.REL, all the modules from B.REL, and the modules between C1 and C4, and C6 from C.REL.

Any of several optional switches may be included in the command line for LIB. These switches are enclosed in square brackets and appear after the first filename in the LIB command. The switches are:

I - create an indexed library (IRL)

M - print module names

P - print module names and PUBLICS

Examples:

```
LIB TEST=A,B,C
```

creates a file TEST.REL consisting of A.REL, B.REL and C.REL.

```
LIB TEST=TEST,D
```

appends D.REL to the end of TEST.REL.

LIB TEST(I)

creates an indexed library TEST.IRL from TEST.REL.

LIB TEST[I]=A,B,C,D

performs the same function as the preceding LIB examples, except no TEST.REL file is created.

LIB TEST(P)

lists all the module names and PUBLICS in TEST.REL.

3.2. Error Messages

CANNOT CLOSE: The output file cannot be closed. The diskette may be write protected.

DIRECTORY FULL: There is no directory space for the output file.

DISK READ ERROR: A file cannot be read properly.

DISK WRITE ERROR: A file cannot be written properly, probably due to a full diskette.

FILE NAME ERROR: The form of a source file name is invalid.

NO FILE: The indicated file cannot be found.

NO MODULE: The indicated module cannot be found.

SYNTAX ERROR: The command line used to invoke LIB was not properly formed.

4. DATA REPRESENTATION AND INTERFACE CONVENTIONS.

This section describes the layout of memory used by various Digital Research language processors so that the programmer can properly interface assembly language routines with high level language programs and the PL/I-80 runtime subroutine library. A set of standard subroutine interface conventions is also given so that programs produced by various programmers and language processors can be conveniently interfaced.

4.1. Representation of Data Elements.

The internal memory representation of data items is presented below.

4.1.1. Pointers, and Entry and Label Variables. Variables which provide access to memory addresses are stored as two contiguous bytes, with the low order byte stored first in memory. Pointer, Entry, and Label data items appear graphically as shown below:

```
-----  
| LS |MS|  
-----
```

where "LS" denotes the least significant half of the address, and "MS" denotes the most significant portion. Note that MS is the "page address," where each memory page is 256 bytes, and LS is the address within the page.

4.1.2. Fixed Binary Data Format. Simple single and double byte signed integer values are stored in Fixed Binary format. Two modes are used, depending upon the precision of the data item. Fixed Binary values with precision 1-7 are stored as single byte values, while data items with precision 8-15 are stored in a word (double byte) location. As with other 8080, 8085, and Z-80 items, the least significant byte of multi-byte storage appears first in memory. All Fixed Binary data is represented in two's complement form, allowing single byte values in the range -128 to +127, and word values in the range -32768 to +32767. The values 0, 1, and -1 are shown graphically below, where each boxed value represents a byte of memory, with the low order byte appearing before the high order byte:

Fixed Binary(7)

```
----  
| 00 |  
----
```

Fixed Binary(15)

```
-----  
|00|00|  
-----
```

| | |
|-----------------|------------------|
| Fixed Binary(7) | Fixed Binary(15) |
| ---- | ----- |
| 01 | 01 00 |
| ---- | ----- |
| Fixed Binary(7) | Fixed Binary(15) |
| ---- | ----- |
| FE | FE FF |
| ---- | ----- |

4.1.3. Bit Data Representation. Bit String data, like the Fixed Binary items shown above, are represented in two forms, depending upon the declared precision. Bit Strings of length 1-8 are stored in a single byte, while Bit Strings of length 9-16 occupy a word (double byte) value. Bit values are left justified in the word, with "don't care" bits to the right when the precision is not exactly 8 or 16 bits. The least significant byte of a word value is stored first in memory. The Bit String constant values ' 1' b, ' AO' b4, and ' 1234' b4 are store shown below

| | |
|---------|----------|
| Bit(8) | Bit(16) |
| ---- | ----- |
| 80 | 00 80 |
| ---- | ----- |
| Bit (8) | Bit (16) |
| ---- | ----- |
| AO | 00 AO |
| ---- | ----- |
| Bit (8) | Bit (16) |
| N/A | ----- |
| | 34 12 |
| | ----- |

4.1.4. Character Data Representation. Two forms of character data are stored in memory, depending upon the declaration. Fixed character strings, declared as CHAR(n) without the VARYING attribute, occupy n contiguous bytes of storage with the first string character stored lowest in memory. Character strings declared with the VARYING attribute are prefixed by the character string length, ranging from 0 to 254. The length of the area reserved for a CHAR(n) VARYING is n+1. Note that in either case, n cannot exceed 254. The string constant

'Walla Walla Wash'

is stored in a CHAR(20) fixed character string as

```
-----
|W|a|l|l|l|l|a| |W|a|l|l|l|l|a| |W|a|l|s|h| | | | |
-----
```

This same string is stored in a CHAR(20) VARYING data area as

```
-----
|10|W|a|l|l|l|l|a| |W|a|l|l|l|l|a| |W|a|l|s|h|?|?|?|?|
-----
```

where "10" is the (hexadecimal) string length, and "?" represents undefined character positions.

4.1.5. Fixed Decimal Data Representation. Decimal data items are stored in packed BCD form, using nine's complement data representation. The least significant BCD pair is stored first in memory, with one BCD digit position reserved for the sign. Positive numbers have a 0 sign, while negative numbers have a 9 in the high order sign digit position. The number of bytes occupied by a decimal number depends upon its declared precision. Given a decimal number with precision p, the number of bytes reserved is the integer part of

$$(P + 2) / 2$$

where p varies between 1 and 15, resulting in a minimum of 1 byte and a maximum of 8 bytes to hold a decimal data item. Given a decimal number field of precision 5, the numbers 12345 and -2 are represented as shown below

```
-----
|45|23|01|          |98|99|99|
-----
```

4.1.6. Floating Point Binary Representation. Floating Point Binary numbers are stored in four consecutive byte locations, no matter what the declared precision. The number is stored with a 24 bit mantissa, which appears first in memory, followed by an 3-bit exponent. Following data storage conventions, the least significant byte of the mantissa is stored first in memory. The floating point number is normalized so that the most significant bit of the mantissa is "1" for non-zero numbers. A zero mantissa is represented by an exponent byte of 00. Since the most significant bit of the mantissa must be "1" for non-zero values, this bit position is replaced by the mantissa sign. The binary exponent byte is biased by 80 (hexadecimal) so that 81 represents an exponent of 1 while 7F represents an exponent of -1. The Floating Point Binary value 1.5 has the representation shown below

1001001401811

Note that in this case, the mantissa takes the bit stream form

0100 0000 0000 0000 0000 0000

which indicates that the mantissa sign is positive. Setting the (assumed) high order bit to "1" produces the mantissa bit stream

1100 0000 0000 0000 0000 0000

Since the exponent 81 has a bias of 80, the binary exponent is 1, resulting in the binary value

1.100 0000 0000 0000 0000 0000

or, equivalently, 1.5 in a decimal base.

4.1.7. File Constant Representation. Each file constant in a PL/I-80 program occupies 32 contiguous bytes, followed by a variable length field of 0 to 14 additional bytes. The fields of a file constant are all implementation dependent and subject to change without notice.

4.2. Layout of Aggregate Storage.
PL/I-80 data items are contiguous in memory with no filler bytes. Bit data is always stored unaligned. Arrays are stored in row-major order, with the first subscript running slowest and the last subscript running fastest. The RMAC COMMON statement is used to share data with PL/I-80 programs which declare data using the EXTERNAL attribute. The following PL/I-80 program is used as an example:

```
declare
  a (10) bit(8) external,
  1 b external,
  2 c bit(8) ,
  2 d fixed binary(15),
  2 e (0:2,0:1) fixed;
```

The following RMAC COMMON areas share data areas with the program containing the declaration given above.

```

common /a/
x:  ds      1


common /b/
c:  ds      1
d:  ds      2
e00: ds     2
e01: ds     2
e10: ds     2
e11: ds     2
e20: ds     2
e21: ds     2

```

where the labels e00, e01, e21 correspond to the PL/I-80 subscripted variable locations e(0, 0), e(0, 1), . . . , e(2, 1).

4.3. General Parameter Passing Conventions.

Communication between high-level and assembly language routines can be performed using the PL/I-80 general-purpose parameter passing mechanism described below. Specifically, upon entry to a PL/I-80 or assembly language routine, the HL register pair gives the address of a vector of pointer values which, in turn, lead to the actual parameter values. This situation is illustrated in the diagram below, where the address fields are assumed as shown for this example:



The number of parameters, and the parameter length and type is determined implicitly by agreement between the calling program and called subroutine.

Consider the following situation, for example. Suppose a PL/I-80 program uses a considerable number of floating point divide operations, where each division is by a power of two. Suppose also that the loop where the divisions occur is speed-critical, and thus an assembly language subroutine will be used to perform the division. The assembly language routine will simply decrement the binary exponent for the floating point number for each power of two in the division, effectively performing the divide operations without the

overhead of unpacking, performing the general division operation, and repacking the result. During the division, however, the assembly language routine could produce underflow. Thus, the assembly language routine will have to signal the UNDERFLOW condition if this occurs.

The programs which perform this function are given on the following pages. The DTEST program, listed first, tests the division operation. The external entry DIV2 is the assembly language subroutine that performs the division, and is defined on line 4 with two parameters: a fixed(7) and a floating point binary value. The test value 100 is stored into "f" on each loop at line 9, and is passed to the DIV2 subroutine on line 10. Each time DIV2 is called, the value of f is changed to $f/(2^{**}i)$ and printed using a PUT statement. At the point of call, DIV2 receives a list of two addresses, corresponding to the two parameters i and f, used in the computation.

The assembly language subroutine, called DIV2, is listed next. Upon entry, the value of i is loaded to the accumulator, and the HL pair is set to point to the exponent field of the input floating point number. If the exponent is zero, DIV2 returns immediately since the resulting value is zero. Otherwise, the subroutine loops at the label "dby2" while counting down the exponent as the power of two diminishes to zero. If the exponent reaches zero during this counting process, an UNDERFLOW signal is raised.

The call to "?signal" within DIV2 demonstrates the assembly language set-up for parameters which use the general-purpose interface. The ?signal subroutine is a part of the PL/I-80 subroutine library (PLILIB.IRL). The HL register pair is set to the signal parameter list, denoted by "siqlst." The signal parameter list, in turn, is a vector of four addresses which lead to the signal code "siqcode," the signal subcode "siqsub," the file name indicator "sigfil" (not used here), and the auxiliary message "siqaux" which is the last parameter. The auxiliary message is used to provide additional information to the operator when the error takes place. The signal subroutine prints the message until either the string length is exhausted (32, in this case) or a binary 00 is encountered in the string.

The (abbreviated) output from this test program is shown following the assembly language listing. Note that the loop counter i becomes negative when it reaches 128, but the processing within the DIV2 subroutine treats this value as an unsigned magnitude value, thus the underflow occurs when i reaches -123.

4.4. Returning Values from Functions.

As an alternative to returning values through the parameter list, as described in the previous section, subroutines can produce function values which are returned directly in the registers or on the

PL/I-80 V1.0, COMPILATION OF: DTEST

L: List Source Program

NO ERROR(S) IN PASS I

NO ERROR(S) IN PASS 2

PL/I-80 V1.0, COMPILATION of: DTEST

```
1 a 0000 dtest:
2 a 0006      proc options(main);
3 c 0006      dcl
4 c 0006          div2 entry(fixed(7),float),
5 c 0006          i fixed(7),
6 c 0006          f float;
7 c 0006
8 c 0006          do i = 0 by 1;
9 c 000A          f = 100;
10 c 0015          call div2(i,f);
11 c 001B          put skip list(' 100          2
12 c 0063          end;
13 a 0063      end dtest;
```

CODE SIZE = 0063

DATA AREA = 0018

```

                public  div2
                extrn   ?signal
;               entry:
;                   pl -> fixed(7) power of two
;                   p2 -> floating point number
;               exit:
;                   pl -> (unchanged)
;                   p2 -> p2 / (2**pl)
div2:
0000 5E          mov     e,m     ;HL =.low(.pl)
0001 23          inx     h         ;low(.Pl)
0002 56          mov     d,m     ;HL = high(.pl)
0003 23          inx     h         ;DE = pl
0004 1A          ldax    d         ;HL = low(p2)
0005 5E          mov     e,m     ;a = pl (power of two)
0006 23          inx     h         ;low(.p2)
0007 56          mov     d,m     ;HL = high(.p2)
0008 EB          xchg    ;DE = p2
;                   ;HL = p2
;
;               A = power of 2, HL = low byte of fp num
0009 23          inx     h         ;to middle of mantissa
000A 23          inx     h         ;to high byte of mantissa
000B 23          inx     h         ;to exponent byte
000C 34          inr     m
000D 35          dcr     m         ;p2 already zero?
000E C8          rz
;                   ;return if so
dby2:           ;divide by two
000F B7          ora     a         ;counted power of 2 to zero?
0010 C8          rz
;                   ;return if so
0011 3D          dcr     a         ;count power of two down
0012 35          dcr     m         ;count exponent down
0013 C20F00     jnz    dby2      ;loop again if no underflow

;underflow occurred, signal underflow condition
0016 210000     lxi    h,siqlst ;signal parameter list
0019 CD0000     call   ?signal  ;signal underflow
001C C9          ret
;                   ;normally, no return

                dseq
0000 0800     siglst: dw     siqcod ;address of signal code
0002 0900     dw     siqsub ;address of subcode
0004 0A00     dw     siqfil ;address of file code
0006 0C00     dw     sigaux ;address of aux message

;   end of parameter vector, start of params
0008 03     sigcod: db     3      ;03 = underflow
0009 80     sigsub: db    128   ;arbitrary subcode for id
000A 0000     sigfil: dw    0000   ;no associated file name
000C 0E00     sigaux: dw   undmsq ;0000 if no aux message
000E 20556E6465undmsq: db 32,'Underflow in Divide by Two' ,0
002A          end

```

A> b:dtest

100 / 2 0 = 1.000000E+02
100 / 2 1 = 5.000000E+01
100 / 2 2 = 2.500000E+01
100 / 2 3 = 1.250000E+01
100 / 2 4 = 0.625000E+01
100 / 2 5 = 3.125000E+00
100 / 2 6 = 1.562500E+00
100 / 2 7 = 0.781250E+00
100 / 2 8 = 3.906250E-01
100 / 2 9 = 1.953125E-01
100 / 2 10 = 0.976562E-01
100 / 2 11 = 4.882812E-02
100 / 2 12 = 2.441406E-02
100 / 2 13 = 1.220703E-02
100 / 2 14 = 0.610351E-02
100 / 2 15 = 3.051757E-03
100 / 2 16 = 1.525878E-03
100 / 2 17 = 0.762939E-03
100 / 2 18 = 3.814697E-04
100 / 2 19 = 1.907348E-04
100 / 2 20 = 0.953674E-04
100 / 2 21 = 4.768371E-05
100 / 2 22 = 2.384185E-05
100 / 2 23 = 1.192092E-05
100 / 2 24 = 0.596046E-05
100 / 2 25 = 0.298023E-05
100 / 2 26 = 0.149011E-05
100 / 2 111 = 3.851859E-32
100 / 2 112 = 1.925929E-32
100 / 2 113 = 0.962964E-32
100 / 2 114 = 4.814824E-33
100 / 2 115 = 2.407412E-33
100 / 2 116 = 1.203706E-33
100 / 2 117 = 0.601853E-33
100 / 2 118 = 3.009265E-34
100 / 2 119 = 1.504632E-34
100 / 2 120 = 0.752316E-34
100 / 2 121 = 3.761581E-35
100 / 2 122 = 1.880790E-35
100 / 2 123 = 0.940395E-35
100 / 2 124 = 4.701977E-36
100 / 2 125 = 2.350988E-36
100 / 2 126 = 1.175494E-36
100 / 2 127 = 0.587747E-36
100 / 2 -128 = 2.938735E-37
100 / 2 -127 = 1.469367E-37
100 / 2 -126 = 0.734683E-37
100 / 2 -125 = 3.673419E-38
100 / 2 -124 = 1.836709E-38
100 / 2 -123 = 0.918354E-38
100 / 2 -122 = 4.591774E-39

J

UNDERFLOW (128), Underflow in Divide by Two
Traceback: 017F 011B
End of Execution

stack. This section shows the general-purpose conventions for
returning data as functional values.

4.4.1. Returning Pointer, Entry, and Label Variables. Variables which provide access to memory addresses occupy a word value, as described in the previous section. In the case of Pointer, Entry, and Label Variables, the values are returned in the HL register pair. If a label variable is returned which can be the target of a GO TO operation, it is the responsibility of the subroutine containing the label -to restore the stack to the proper level when control reaches the label.

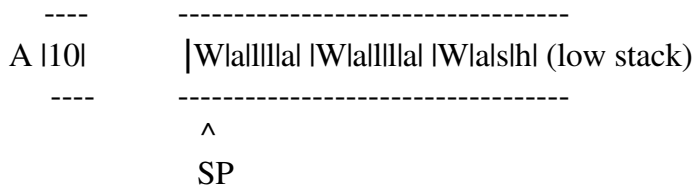
4.4.2. Returning Fixed Binary Data. Functions which return Fixed Binary data items do so by leaving the result in the A register " or HL register pair, depending upon the precision of the data item . Fixed Binary data with precision 1-7 are returned in A, while precision 8-15 items are returned in HL. It is always safe to return the value in HL, with the low order byte copied to the A register, so that register A is equal to register L upon return.

4.4.3. Returning Bit String Data. Similar to Fixed Binary data items, Bit String data is returned in the A register, or the HL register pair, depending upon the precision of the data item. Bit Strings of length 1-8 are returned in A, while precision 9-16 items are returned in the HL pair. Note that Bit Strings are left justified in their fields, so the BIT(1) value "true" is returned in the A register as 80 (hexadecimal). Again, it is safe to return a bit value in the HL register pair, with a copy of the high order byte in A, so that register A is equal to register H upon return.

4.4.4. Returning Character Data. Character data items are returned on the stack, with the length of the string in register A, regardless of whether the function has the VARYING attribute. The string

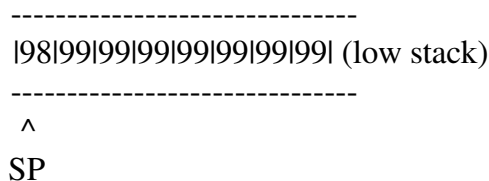
'Walla Walla Wash'

for example, is returned as shown in the diagram below:

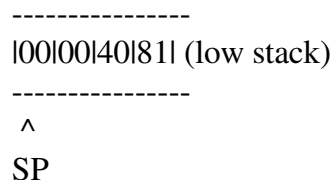


where register A contains the string length 10 (hexadecimal), and the Stack Pointer (SP) addresses the first character in the string.

4.4.5. Returning Fixed Decimal Data. Fixed Decimal data is always returned as a sixteen decimal digit value (8 contiguous bytes) in the stack. The low order decimal pair is stored lowest in memory (at the "top" of the stack), with the high order digit pair highest in memory. The number is represented in nine's complement form, and sign-extended through the high order digit position, with a positive sign denoted by 0, and a negative sign denoted by 9. The decimal number -2, for example, is returned as shown below:



4.4.6. Returning Floating Point Numbers. Floating Point numbers are returned as a four-byte sequence at the top of the stack, regardless of the declared precision. The low order byte of the mantissa is at the top of the stack, followed by the middle byte, then the high byte. The fourth byte is the exponent of the number. The value 1.5 is returned as shown in the following diagram:



The sequence

```

      POP D
      POP B

```

loads the Floating Point value from the stack for manipulation, leaving the exponent in B, and the 24-bit mantissa in C, D, and E. The result can be placed back into the stack using

PUSH B
PUSH D

An example of returning a functional value is shown in the two program listings which follow. The first program, called FDTEST, is similar to the previous floating point divide test, but instead includes an entry definition for FDIV2 which is an assembly language subroutine that returns the result in the stack. The FDIV2 subroutine is then listed, which resembles the previous DIV2 program with some minor changes. First note that the input floating point value is loaded into the BCDE registers so that a temporary copy can be manipulated which does not affect the input value. The exponent field in register B is decremented by the input count, and returned on the stack before the PCHL is executed.

PL/I-80 V1.0, COMPILATION OF: FDTEST

L: List Source Program

NO ERROR(S) IN PASS 1

NO ERROR(S) IN PASS 2

PL/I-80 V1.0, COMPILATION OF: FDTEST

```
1 a 0000 dtest:
2 a 0006      proc options(main);
3 c 0006      dcl
4 c 0006          fdiv2 entry(fixed(7)          ,float)
5 c 0006          returns (float),
6 c 0006          i fixed(7),
7 c 0006          f float;
8 c 0006
9 c 0006          do i = 0 by 1;
10 c 000A          put skip list(' 100 /          2 **',I,'=',
11 c 0055          fdiv2(i,100))
12 c 0055          end;
13 a 0055      end  dtest;
```

CODE SIZE = 0055

DATA AREA = 0018

```

public      fdiv2
extrn      ?signal
entry:
;
;          pl -> fixed(7)  power of two
;          p2 -> floating point number
;
;          exit:
;          pl -> (unchanged)
;          p2 -> (unchanged)
;          stack:
;          p2 / (2 ** pl)
fdiv2:
0000 5E      mov     e,m      ;HL = .low(.pl)
0001 23      inx     h        ;low(.Pl)
0002 56      mov     d,m      ;HL = .high(.pl)
0003 23      inx     h        ;DE = .pl
0004 1A      ldax   d        ;HL = .low(p2)
0005 5E      mov     e,m      ;a = pi (power of two)
0006 23      inx     h        ;low(.p2)
0007 56      mov     d,m      ;HL = .high(.p2)
0008 EB      xchg                    ;DE = .P2
                                ;HL = .p2

;          A = power of 2, HL = low byte of fp num
0009 5E      mov     e,m      ;E = low mantissa
000A 23      inx     h        ;to middle of mantissa
000B 56      mov     d,m      ;D = middle mantissa
000C 23      inx     h        ;to high byte of mantissa
000D 4E      mov     c,m      ;C = high mantissa
000F 23      inx     h        ;to exponent byte
000F 46      mov     b,m      ;B = exponent
0010 04      inr     b        ;B = 00?
0011 05      dcr     b        ;becomes 00 if so
0012 CA2A00  jz     fdret     ;to return from float div

dby2:
0015 B7      ora     a        ;divide by two
                                ;counted power of 2 to zero?
0016 CA2A00  jz     fdret     ;return if so
0019 3D      dcr     a        ;count power of two down
001A 05      dcr     b        ;count exponent down
001B C21500  jnz    dby2     ;loop again if no underflow

;underflow occurred, signal underflow condition
001E 210000 lxi    h,siglst  ;signal parameter list
0021 CDOOOO  call   ?signal   ;signal underflow
0024 010000 lxi    b,0       ;clear to zero
0027 110000 lxi    d,0       ;for default return

;
002A E1      fdret:  POP     h        ;recall return address
002B C5      push   b        ;save high order fp num
002C D5      push   d        ;save low order fp num
002D E9      pchl                    ;return to calling routine

;
;          dseg
0000 0800      siglst: dw     sigcod   ;address of signal code
0002 0900      dw     sigsub   ;address of subcode
0004 0A00      dw     sigfil   ;address of file code
0006 0C00      dw     sigaux   ;address of aux message

;          end of parameter vector, start of params
0008 03      siqcod: db     3        ;03 = underflow
0009 90      siqsub: db    128       ;arbitrary subcode for id
000A 0000      siqfil: dw     0000     ;no associated file name
000C 0E00      sigaux: dw     undmsg   ;0000 if no aux message
000E 20556E6465undmsg: db 32,' Underflow in Divide byTwo' ,0
002A      end

```

5. PL/I-80 RUNTIME SUBROUTINES.

The PL/I-80 Runtime Subroutine Library (PLILIB.IRL) is discussed in this section, along with the optional subroutines for direct CP/M Input Output. The information given here is useful when PL/I-80 is used as a "systems language," rather than an application language, since direct access to implementation dependent CP/M functions is allowed. Note that the use of these features makes your program very machine and operating system dependent.

5.1. Stack and Dynamic Storage Subroutines.

A number of implementation-dependent functions are included in the PL/I-80 Runtime Library which provide access to stack and dynamic storage structures. The functions are discussed below, with sample programs which illustrate their use. The stack is placed above the code and data area, and below the dynamic storage area. The default value of the stack size is 512 bytes, but can be changed using the STACK(n) option in the OPTIONS portion of the main program procedure heading. In general, the PL/I-80 dynamic storage mechanism maintains a list of all unallocated storage. Upon each request for storage, a search is made to find the first memory segment which satisfies the request size. If no storage is found, the ERROR(7) condition is signaled (Free Space Exhausted) otherwise, the requested segment is taken from the free area, and the remaining portion goes back to the free ' space list. In version 1.0 of PL/80, storage is dynamically allocated only upon entry to RECURSIVE procedures, upon explicit or implicit OPENS for files which access the disk, or upon executing an ALLOCATE statement. In any case, an even number of bytes, or whole words, is always allocated, no matter what the request size.

5.1.1. The TOTWDS and MAXWDS Functions. It is often useful to find the amount of storage available at any given point in the execution of a particular program. The TOTWDS (Total Words) and MAXWDS (Max Words) functions can be used to obtain this information. The functions must be declared in the calling program as

```
dcl totwds returns(fixed(15));  
dcl maxwds returns(fixed(15));
```

When invoked, the TOTWDS subroutine scans the free storage list and returns the total number of words (double bytes) available in the free list. The MAXWDS subroutine performs a similar function, but returns the size of the largest segment in the free list, again in words. A subsequent ALLOCATE statement which specifies a segment size not

exceeding MAXWDS will not cause the ERROR(7) signal to be raised, since at least that much storage is available. Note that since both TOTWDS and MAXWDS count in word units, the values can be held by FIXED BINARY(15) counters. If, during the scan of free memory, invalid link words are encountered (usually due to a out-of-bounds subscript or pointer store operation), both TOTWDS and MAXWDS return the value -1. Otherwise, the returned value will be a non-negative integer value.

5.1.2. The ALLWDS Subroutine. The PL/I-80 Runtime Library contains a subroutine, called ALLWDS, which is useful in controlling the dynamic allocation size. The subroutine must be declared in the calling program as

```
dcl allwds entry(fixed(15)) returns(ptr);
```

The ALLWDS subroutine allocates a segment of memory of the size given by the input parameter, in words (double bytes). if no segment is available, the ERROR(7) condition is raised. Further, the input value must be a non-negative integer value. The ALLWDS function returns a pointer to the allocated segment.

An example of the use of TOTWDS, MAXWDS, and ALLWDS functions is given in the ALLTST program on the next page. A sample program interaction is given following the program listing.

5.1.3. The STKSIZ Function. The function STKSIZ (Stack Size) returns the current stack size in bytes whenever it is called. This function is particularly useful for checking possible stack overflow conditions, or in determining the maximum stack depth during program testing. The STKSIZ function is declared in the calling program as

```
dcl stksiz returns(fixed(15));
```

A Sample use of the STKSIZ function appears in the listing of the recursive Ackermann test. In this case, it is used to check the maximum stack depth during the recursive function processing. An interaction with this program is given following the program listing.

PL/I-80 V1.0, COMPILATION OF: ALLTST

L: List Source Program

NO ERROR(S) IN PASS 1

NO ERROR(S) IN PASS 2

PL/I-80 V1.0, COMPILATION OF: ALLTST

```
1 a 0000 alltst:
2 a 0006     proc options(main);
3 a 0006     /* assembly language interface to
4 a 0006     dynamic storage allocation module
5 c 0006     dcl
6 c 0006         totwds returns(fixed(15)),
7 c 0006         maxwds returns(fixed(15)) '
8 c 0006         allwds entry(fixed(15)) returns(ptr);
9 c 0006
10 c 0006     dcl
11 c 0006         allreq fixed(15),
12 c 0006         memptr ptr,
13 c 0006         meminx fixed(15),
14 c 0006         memory (0:0) bit(16) based(memptr);
15 c 0006
16 c 0006     do while('l' b);
17 c 0006     put edit (totwds(), ' Total Words Available' ,
18 c 004F         maxwds(), ' Maximum Segment Size' ,
19 c 004F         ' Allocation Size? ')
20 c 004F         (2(skip,f (6) ,a), skip, a)
21 c 004F     get list (a1 req) ;
22 c 0067     memptr = allwds(allreq);
23 c 0070     put edit(' Allocated'allreq,
24 c 00B2         ' Words at unspec(memptr))
25 c 00B2         (skip,a,f(6),a,b4);
26 c 00B2
27 c 00B2         /* clear memory as example
28 c 00B2         do meminx = 0 to allreq-1 ;'
29 c 00CC         memory(meminx) = 100001b4;
30 c 00E7         end;
31 c 00E7     end;
32 a 00E7     end alltst;
```

CODE SIZE = 00E7

DATA AREA = 0078

A>B:ALLTST

25596 Total Words Available 25596
Maximum Segment Size
Allocation Size? 0

Allocated 0 Words at 250A
25594 Total Words Available
25594 maximum Segment Size
Allocation Size? 100

Allocated 100 Words at 250E
25492 Total Words Available
25492 maximum Segment Size
Allocation Size? 25000

Allocated 25000 Words at 25DA
490 Total Words Available 490
Maximum Segment Size
Allocation Size? 490

Allocated 490 Words at E92E
0 Total Words Available
0 Maximum Segment Size
Allocation Size? 1

ERROR (7) , Free Space Exhausted
Traceback: 016D
End of Execution

PL/I-80 V1.0, COMPILATION OF: ACKTST

L: List Source Program

NO ERROR(S) IN PASS 1

NO ERROR(S) IN PASS 2

PL/I-80 V1.0, COMPILATION OF: ACKTST

```

1 a 0000 ack:
2 a 0006     procedure options(main,stack(2000));
3 c 0006     dcl
4 c 0006         (m, n) fixed ,
5 c 0006         (maxm,maxn) fixed,
6 c 0006         ncalls decimal(6),
7 c 0006         (curstack, stacksize) fixed,
8 c 0006         stksiz entry returns(fixed);
9 c 0006
10 c 0006     put skip list('Type max m,n: ');
11 c 0022     get list(maxm,maxn);
12 c 0046         do m = 0 to maxm;
13 c 005F             do n = 0 to maxn;
14 c 0078                 ncalls = 0;
15 c 0088                 curstack      = 0;
16 c 008E                 stacksize = 0;
17 c 0091                 put edit
18 c 012F                     ('Ack(' m, ' ', n, ' ) = ackermann(m,n),
19 c 012F                     ncalls, ' Calls, ' ,stacksize, ' Stack Bytes' )
20 c 012F                     (skip,a,2(f(2) ,a) ,f (6) ,f(7) ,a,f(4) ,a);
21 c 012F                 end;
22 c 012F             end;
23 c 012F     stop;
24 c 0132
25 c 0132     ackermann:
26 c 0132         procedure(m,n)         returns(fixed) recursive;
27 e 0132         dcl
28 e 015C             (m,n) fixed;
29 e 015C             ncalls = ncalls + 1;
30 e 0177             curstack = stksiz();
31 e 017D             if curstack > stacksize then
32 e 018A                 stacksize      = curstack;
33 e 0190             if m = 0 then
34 e 0199                 return (n+1
35 e 01A1             if n = 0 then
36 e 01AA                 return(ackermann(m-1,1));
37 e 01BB             return (ackermann(m-1 ,ackermann(m,n-1)
38 c 01DC             end ackermann;
39 a 01DC     end ack;

```

CODE SIZE = 01DC
DATA AREA = 0082

A>B:ACKTST

Type max m,n: 6,6

| | | | | |
|-------------|-----|--------------|-----------|-------|
| Ack(0, 0)= | 1 | 1 Calls, | 4 Stack | Bytes |
| Ack(0, 1)= | 2 | 1 Calls, | 4 Stack | Bytes |
| Ack(0, 2)= | 3 | 1 Calls, | 4 Stack | Bytes |
| Ack(0, 3)= | 4 | 1 Calls, | 4 Stack | Bytes |
| Ack(0, 4)= | 5 | 1 Calls, | 4 Stack | Bytes |
| Ack(0, 5)= | 6 | 1 Calls, | 4 Stack | Bytes |
| Ack(0, 6)= | 7 | 1 Calls, | 4 Stack | Bytes |
| Ack(1, 0)= | 2 | 2 Calls, | 6 Stack | Bytes |
| Ack(1, 1)= | 3 | 4 Calls, | 8 Stack | Bytes |
| Ack(1, 2)= | 4 | 6 Calls, | 10 Stack | Bytes |
| Ack(1, 3)= | 5 | 8 Calls, | 12 Stack | Bytes |
| Ack(1, 4)= | 6 | 10 Calls, | 14 Stack | Bytes |
| Ack(1, 5)= | 7 | 12 Calls, | 16 Stack | Bytes |
| Ack(1, 6)= | 8 | 14 Calls, | 18 Stack | Bytes |
| Ack(2, 0)= | 3 | 5 Calls, | 10 Stack | Bytes |
| Ack(2, 1)= | 5 | 14 Calls, | 14 Stack | Bytes |
| Ack(2, 2)= | 7 | 27 Calls, | 18 Stack | Bytes |
| Ack(2, 3)= | 9 | 44 Calls, | 22 Stack | Bytes |
| Ack(2, 4)= | 11 | 65 Calls, | 26 Stack | Bytes |
| Ack(2, 5)= | 13 | 90 Calls, | 30 Stack | Bytes |
| Ack(2, 6)= | 15 | 119 Calls, | 34 Stack | Bytes |
| Ack(3, 0)= | 5 | 15 Calls, | 16 Stack | Bytes |
| Ack(3, 1)= | 13 | 106 Calls, | 32 Stack | Bytes |
| Ack(3, 2)= | 29 | 541 Calls, | 64 Stack | Bytes |
| Ack(3, 3)= | 61 | 2432 Calls, | 128 Stack | Bytes |
| Ack(3, 4)= | 125 | 10307 Calls, | 256 Stack | Bytes |
| Ack(3, 5)= | | | | |

5.2. PL/I-80 Runtime Subroutine Entry Points.

The standard PL/I-80 Runtime Library entry points are listed below. The entry point name is shown to the left, followed by the input value registers and the result registers. A short explanation is given on the right. Note that this list does not include the environmental or I/O operators since these entry points may vary from version to version. Further, the definitions shown below are for general information purposes only, and are subject to change without notice. The register names are given in capital letters, M(r) denotes memory addressed by the register pair r, and ST represents a stacked value.

| name | parameters | result | comment or definition | |
|-------|------------|--------|-----------------------|-----------------------------------|
| ---- | ----- | | ----- | |
| im22n | DE | HL | HL | word*word integer multiply |
| id22n | DE | HL | HL | word/word integer divide |
| is22n | DE | HL | HL | word-word integer subtract |
| in20n | HL | | HL | -word |
| f140m | HL | | ST | fp load from M(HL) to stack |
| fx44s | ST | HL | M(HL) | fp xfer from stack to M(HL) |
| fx44m | DE | HL | M(HL) | fp xfer from M(HL) to M(DE) |
| fa44s | ST | ST | ST | fp add stack+stack to stack |
| fa44m | DE | HL | ST | fp add M(DE)+M(HL) to stack |
| fa44l | ST | HL | ST | fp add stack+M(HL) to stack |
| fa44r | HL | ST | ST | fp add M(HL)+stack to stack |
| fs44s | ST | ST | ST | fp sub stack-stack to stack |
| fs44m | DE | HL | ST | fp sub M(DE)-M(HL) to stack |
| fs44l | ST | HL | ST | fp sub stack-M(HL) to stack |
| fs44r | HL | ST | ST | fp sub M(HL)-stack to stack |
| fm44s | ST | ST | ST | fp mul stack*stack to stack |
| fm44m | DE | HL | ST | fp mul M(DE)*M(HL) to stack |
| fm44l | ST | HL | ST | fp mul stack*M(HL) to stack |
| fm44r | HL | ST | ST | fp mul M(HL)*stack to stack |
| fd44s | ST | ST | ST | fp div stack/STack to stack |
| fd44m | DE | HL | ST | fp div M(DE)/M(HL) to stack |
| fd44l | ST | HL | ST | fp div stack/M(HL) to stack |
| fd44r | HL | ST | ST | fp div M(HL)/STack to stack |
| fc44s | ST | ST | ST | fp comp stack:stack to stack |
| fc44m | DE | HL | ST | fp comp M(DE):M(HL) to stack |
| fc44l | ST | HL | ST | fp comp stack:M(HL) to stack |
| fc44r | HL | ST | ST | fp comp M(HL):stack to stack |
| fn40s | ST | | ST | fp negate stack |
| fn40m | HL | | ST | fp load from M(HL) and negate |
| fe40s | ST | | A | float p extract sign from stack |
| fe40m | HL | | A | float p extract sign from memory |
| | | | | 1 => positive sign (non zero set) |
| | | | | 0 => zero result (zero flag set) |
| | | | | -1 => negative sign (minus set) |
| fmodf | ST | ST | ST | floating point mod(x,y) |
| fabsf | ST | | ST | floating point abs(x) |
| fmaxf | ST | ST | ST | floating point max(x,y) |
| fminf | ST | ST | ST | floating point min(x,y) |

| | | | | |
|-------|-----------|-------|-------|--|
| froun | ST | A | ST | floating point round(x,k) |
| ftrnc | ST | | ST | floating point trunc(x) |
| fflor | ST | | ST | floating point floor(x) |
| fceil | ST | | ST | floating point ceil(x) |
| fexop | ST | A | ST | fp ** k (k pos constant) |
| ffxop | ST | ST | ST | x ** y (exp(y*log(x))) |
| bc12n | D | HL | HL | 8/16 bit concatenate, where B=length of d, C=mask |
| bc22n | DE | HL | HL | 16/16 bit concatenate, where B=length of d, C=mask |
| bs116 | B | HL | HL | bit shift left 16, size in b |
| bs108 | A | B | A | bit shift left 8, size in b |
| bst08 | A B C | HL | M(HL) | bit substring store bit(8) in A to bit(8) in memory at HL, B = index, C = length |
| bst16 | B C DE HL | | M(HL) | bit substring store bit(16) in DE to bit(16) in memory at HL |
| bix08 | A B D H | | A/HL | bit index, A=source, B=search D=len(source), E=len(search) |
| bix16 | B C DE HL | | A/HL | bit index, B=len(source), C=len(search), DE=source, HL=search |
| boolf | B | DE HL | HL | bool(x,y,b), B = 4-bit mask x,y operands in DE and HL |
| iel2n | A | | HL | sign extend A to HL |
| ielOn | A | | A | integer extract sign (8-bit) |
| ie20n | HL | | A | integer extract sign (16-bit) |
| imdop | DE | HL | HL | integer mod(x,y) |
| iab07 | A | | A | integer 7 abs(i) |
| iab15 | HL | | HL | integer 15 abs(i) |
| imaxf | DE | HL | HL | integer max(x,y) |
| iminf | DE | HL | HL | integer min(x,y) |
| iroun | HL | A | HL | integer round(i,k) |
| ixop | HL | A | HL | integer ** k (k pos constant) |
| slvts | HL | | A | string load varying to stack A=length of string on return |
| slcts | A | HL | | string load char to stack A=length of char string |
| ssvfs | A | B | HL | string store varying from stack A=current len, B=max length |
| sscfs | A | B | HL | string store char from stack |
| smvvm | A | DE | HL | string move vary to vary in memory A=max target len, DE=source, HL=target |
| smvcm | A | DE | HL | string move vary to char in memory A=target length |
| smevm | A | B DE | HL | string move char to vary in memory A=max target len, B=source len |
| smcgm | A | B DE | HL | A=target len, B=source len |
| sjsts | A | ST | ST' | string juxtapose (catenate) stack A=length of left, ST=chars of left ST' = pushed w with length of right followed by chars of right |
| sjscm | A | B | HL | string juxtapose stack with char memory A=stacked len, B=char len, HL=.char |

| | | | | | |
|-------|---|---|----|-------|---|
| sjsvm | A | | | HL | string juxtapose stack with vary memory |
| savvm | A | B | | HL | string append vary to vary in memory A=char len, B=max target length |
| sasvm | A | B | | HL | string append stack to vary in memory A=stacked length, B=max target length |
| sacvm | A | B | | HL | string append char to vary in memory A=char len, B=max target length |
| scccM | A | B | DE | HL | string compare char to char in memory A=len right, B=len left, DE = char left, HL = char right |
| sccvm | | B | DE | HL | string compare char to vary in memory B=len left, DE=.char, HL=.vary |
| sevcm | A | | DE | HL | string compare vary to char in memory A=len right char, DE=.vary, HL=.char |
| scvvm | | | DE | HL | string compare vary to vary in memory DE=.vary left, HL=.vary right |
| sccsm | A | B | | HL | string compare stack to char in memory A=len stk, B=len char, HL=.char |
| sosvm | A | | | HL | string compare stack to vary in memory A=len stk, HL=.vary |
| sccms | A | B | | HL | string compare char in mem to stack A=len stk, B=len char, HL=.char |
| scvms | A | | | HL | string compare vary in mem to stack A=len stk, HL=.vary |
| sccst | A | | | | string compare stack to stack A=len right element on stack, ST is stack right string, next is pushed psw with len left string, followed by left string, result: sign value & cond if 1 < r, zero value & cond if 1 = r, pos value & cond if 1 >= r, nzer value & cond if 1 > r. |
| cs2ad | A | | E | HL | char substr(ex,ei) address A=length, E=ei, HL=ex |
| cs3ad | A | C | E | HL | char substr(ex,ei,el) address C=el A=result length on return |
| vs2ad | | | E | HL | vary substr(ex,ei) address E=ei, HL=ex A=result length on return |
| vs3ad | | C | E | HL | vary substr(ex,ei,el) address C=el A=result length on return |
| cxccm | A | B | DE | A/HL | str index char to char in memory A=len right, B=len left, DE = char left, HL = char right |
| cxvcm | | B | DE | A/HL | str index char to vary in memory B=len left, DE=.char, HL=.vary |
| cxvcm | A | | DE | A/HL | str index vary to char in memory A=.len right char, DE=.vary, HL=.char |
| cxvvm | | | DE | A/I~L | str index vary to vary in memory DE=.vary left, HL=.vary right |

cxscm

A B

A/HL

str index stack to char in memory

| | | | | |
|-------|------|----------|--------|---|
| cxsvm | A | | A/HL | A=len stk, B=len char, HL=.char str index stack to vary in memory |
| cxcms | A B | | A/HL | A=len stk, HL=.vary str index char in mem to stack |
| cxvms | A | | A/HL | A=len stk, B=len char, HL=.char str index vary in mem to stack |
| cxsts | A | | | A=len stk, HL=.vary str index stack to stack A=len right element on stack, ST is stack right string, next is pushed psw with len left string, followed by left string, result: A/HL = 0 if right not found in left, otherwise index returned |
| verop | A | ST ST | A/A/HL | verify(s,c), A=len(c), st has chars(c) len(s) chars(s) |
| colop | | | A/ST | collateo, A=128, stack has |
| x12op | A | ST ST | A/ST | translate(s,t), A=len(t), stack has chars(t) , s |
| x13op | A | ST ST ST | A/ST | translate(s,t,x) A=len(x), stack has chars(x), t, s 0,1, ..., 127 (ascii chars) |
| d1dop | A | HL | ST | decimal load to stack, A = prec |
| dasop | A | ST | HL | decimal assign, stack to memory |
| dadop | ST | ST | ST | decimal add to stack |
| dsuop | ST | ST | ST | decimal subtract to stack |
| dngop | ST | | ST | decimal negate to stack |
| dcmop | ST | | A | decimal compare operator |
| dexop | ST | ST | ST | decimal exponentiate to stack |
| dmuop | ST | ST | ST | decimal multiply to stack |
| ddvop | ST | ST | ST | decimal divide to stack |
| dsiop | ST | | A | decimal sign extract |
| dmodf | ST | ST | ST | decimal mod(x,y) |
| dabsf | ST | | ST | decimal abs(x) |
| dmaxf | S,r | ST | ST | decimal max(x,y) |
| dminf | ST | ST | ST | decimal min(x,y) |
| droun | ST | A | ST | decimal round(x,k) |
| dtrnc | ST | | ST | decimal trunc(x) |
| dflor | ST | | ST | decimal floor(x) |
| dceil | ST | | ST | decimal ceil(x) |
| dexop | ST | A | ST | decimal ** k (k pos constant) |
| qcdop | A B | ST | ST | convert character to decimal A string length, B = scale ST character string, returns ST decimal number |
| qddsl | A | ST | ST | decimal/decimal left shift A = shift count |
| qddsr | A | ST | ST | decimal/decimal right shift A = shift count |
| qicop | A | | HL | convert integer to char in stack A=string size, HL=integer value |
| qvcop | A/ST | | A/ST | convert varying to char |

| | | | | |
|-------|----|----|---------|--------------------|
| qi07d | A | ST | convert | fix(7) to decimal |
| qi15d | HL | ST | convert | fix(15) to decimal |
| qi07f | A | ST | convert | fix(7) to float |

| | | | | |
|-------|----------|-------|-------|---|
| qil5f | HL | | ST | convert fix(15) to float |
| qfi07 | ST | | A | convert float to fix(7) |
| qfil5 | ST | | HL | convert float to fix(15) |
| qfcss | A | ST | A/ST | convert float-char stack to stack A=target length, ST=fp number |
| qfcms | A | M(HL) | A/ST | convert float-char memory to stack |
| qb08c | A | B | ST | convert bit(8) in a, to string in stack, with precision b |
| qbl6c | HL | B | ST | convert bit(16) in HL to string |
| qb08i | A | B | HL | convert bit(8) in A to fixed with precision B in HL |
| qbl6i | HL | B | HL | convert bit(16) to fixed |
| qi07b | A | B | A | convert fix(<8) to bit(8) fixed precision in b |
| qil5b | HL | B | HL | convert fix(<16) to bit(16) |
| qdi07 | ST | | A | convert dec in stack to fix(7) |
| qdi15 | ST | | HL | convert dec in stack to fix(15) |
| qciop | A/ST | | HL | convert char in stack to integer |
| qcfop | A/ST | | ST | convert char in stack to float |
| qccop | A B | ST | A/ST | convert char to char on stack A=len(s), B=converted length return A=b, ST trunc or extend |
| nstop | BC DE HL | | M(HL) | non-computational store, move M(DE) to M(HL) for BC bytes |
| nc22n | DE | HL | A | double byte non-computational compare: zero flag set if DE = HL, non-zero otherwise |
| ncomp | BC DE HL | | M(HL) | non-computational compare, M(DE) - M(HL;), set flags |

5.3. Direct CP/M Function Calls.

Access to all CP/M version 1 and 2 functions, and equivalent MP/M calls, is accomplished through the optional subroutines included in PLIDIO.ASM, given in the listing of Appendix A, and included in source form on the PL/I-80 diskette.

The PLIDIO.ASM subroutines are not included as a part of the standard PLILIB.IRL file because specific applications may require various changes to the direct CP/M functions which either remove operations to decrease space, or alter the manner in which the interface to a specific function takes place. Note that if the interface to a function is changed, it is imperative that the name of the entry point is also changed to avoid confusion when the program is read by another programmer.

The relocatable file, PLIDIO.REL, is created by assembling the source program using RMAC:

```
rmac plidio $pz+s
```

(the \$pz+s option avoids production of the listing and symbol files) . Given that a PL/I-80 program, such as DIOCOPY.PLI, is present on the disk, the DIOCOPY.REL file is produced by typing: pli diocopy

(a listing of the DIOCOPY program is given in Appendix C). These two programs are then linked with the PLILIB.IRL file by typing:
link diocopy,plidio

resulting in the file DIOCOPY.COM which is a program that directly executes under CP/M.

The file DIOMOD.DCL is a source file containing the standard PLIDIO entry point declarations so that they can be conveniently copied into the source program during compilation using the "include" statement

```
%include 'x:diomod.dcl';
```

where the optional "x:" drive prefix indicates the drive name (A: through P:) containing the DIOMOD.DCL file. The drive prefix need not be present if the DIOMOD.DCL file is on the same drive as the PLI source file. The contents of the DIOMOD.DCL file is shown below, and in the listing of Appendix C.

dcl

| | | |
|--------|-------------|----------------------|
| memptr | entry | returns (ptr), |
| memsiz | entry | returns (fixed(15)), |
| memwds | entry | returns (fixed(15)), |
| dfcb0 | entry | returns (ptr), |
| dfcbl | entry | returns (ptr), |
| dbuff | entry | returns (ptr), |
| reboot | entry, | |
| rdcon | entry | returns (char(1)), |
| wrcon | entry | (char(1)), |
| rdrdr | entry | returns (char(1)), |
| wrpun | entry | (char(1)), |
| wrlst | entry | (char(1)), |
| coninp | entry | returns (char(1)), |
| conout | entry | (char(1)), |
| rdstat | entry | returns (bit(1)), |
| getio | entry | returns (bit(8)), |
| setio | entry | (bit(8)), |
| wrstr | entry | (ptr), |
| rdbuf | entry | (ptr), |
| break | entry | returns (bit(1)), |
| vers | entry | returns (bit(16)), |
| reset | entry, | |
| select | entry | (fixed(7)), |
| open | entry (ptr) | returns (fixed(7)), |
| close | entry (ptr) | returns (fixed(7)), |
| sear | entry (ptr) | returns (fixed(7)), |

| | | | |
|---------|---------|--------------|---------------------|
| searn | e n try | | returns (fixed(7)), |
| delete | entry | (ptr), | |
| rdseq | entry | (ptr) | returns (fixed(7)), |
| wrseq | entry | (ptr) | returns (fixed(7)), |
| make | entry | (ptr) | returns (fixed(7)), |
| rename | entry | (ptr), | |
| logvec | entry | | returns (bit(16)), |
| curdisk | entry | | returns (fixed(7)), |
| setdma | entry | | (ptr) , |
| allvec | entry | | returns (ptr), |
| wpdisk | en try, | | |
| rovec | entry | | returns (bit(16)), |
| filatt | e n try | (ptr), | |
| getdpb | entry | | returns (ptr), |
| getusr | entry | | returns (fixed(7)), |
| setusr | entry | (fixed(7)) , | |
| rdran | entry | (ptr) | returns (fixed(7)), |
| wrran | entry | (ptr) | returns (fixed(7)), |
| filesiz | entry | (ptr), | |
| setrec | entry | (ptr), | |
| resdrv | entry | | (bit (16) |
| wrranz | entry | (ptr) | returns (fixed(7)); |

Three programs are included which illustrate the use of the PLIDIO calls. Appendix B lists the DIOCALLS program that gives examples of all the basic functions, while Appendix C shows how the fundamental disk I/O operations take place, in a program called DIOCOPY which performs a fast file-to-file copy function. The last program, given in Appendix D, illustrates the operation of the random access primitives. These programs are designed to demonstrate all of the PLIDIO entry points, and show various additional PL/I-80 programming facilities in the process.

The file FCB.DCL is used throughout DIOCOPY and DIORAND to define the body of each File Control Block declaration. This file is copied into the source program during compilation using the statement:

```
%include 'x:fcbl.dcl' ;
```

where, again, "x:" denotes the optional drive prefix for the drive containing the FCB.DCL file.

Note that the use of these entry points generally precludes the use of some PL/I-80 facilities. In particular, the dynamic storage area is used by the PL/I-80 system for recursive procedures and file I/O buffering. (Be aware that there are no guarantees that the dynamic storage area will not be used for other purposes as additional facilities are added to PL/I-80.) Thus, the use of the MEMPTR function as shown in Appendix B disallows the use of dynamic storage allocation functions. Further, you must ensure that the various file maintenance functions, such as delete and rename do not access a file which is currently open in the PL/I-80 file system. Simple peripheral access, as shown in these examples, is generally safe since no buffering takes place in this case.

APPENDIX A:
LISTING OF "PLIDIO"
DIRECT CP/M CALL ENTRY POINTS

```
#001      DIRECT CP/M CALLS FROM PL/I-80
name      ' DIOMOD'
title     ' Direct CP/M Calls From PL/I-80'
```

cp/m calls from pl/i for direct i/o

```
public    memptr    ;return pointer to base of free mem
public    memsiz    ;return size of memory in bytes
public    memwds    ;return size of memory in words
public    dfcb0     ;return address of default fcb 0
public    dfcb1     ;return address of default fcb 1
public    dbuff     ;return address of default buffer
public    reboot    ;system reboot (#0)
public    rdcon     ;read console character (#1)
public    wrcon     ;write console character(#2)
public    rdrdr     ;read reader character (#3)
public    wrpun     ;write punch character (#4)
public    wrlst     ;write 1 ' ist character (#5)
public    coninp    ;direct console input (#6a)
public    conout    ;direct console output (#6b)
public    rdstat    ;read console status (#6c)
public    qetio     ;get io byte (#8)
public    setio     ;set i/o byte (#9)
public    wrstr     ;write string (#10)
public    rdbuf     ;read console buffer (#10)
public    break     ;get console status (#11)
public    vers      ;get version number (#12)
public    reset     ;reset disk system (#13)
public    select    ;select disk (#14)
public    open      ;open file (#15)
public    close     ;close file (#16)
public    sear      ;search for file (#17)
public    searn     ;search for next (#18)
public    delete    ;delete file (#19)
public    rdseq     ;read file sequential mode (#20)
public    wrseq     ;write file sequential mode (#21)
public    make      ;create file (#22)
public    rename    ;rename file (#23)
public    logvec    ;return login vector (#24)
public    curdisk   ;return current disk number (#25)
public    setdma    ;set DMA address (#26)
public    allvec    ;return address of alloc vector (#27)
public    wpdisk    ;write protect disk (#28)
public    rovec     ;return read/only vector (#29)
public    filatt    ;set file attributes (#30)
public    getdpb    ;get base of disk parm block (#31)
public    qetusr    ;get user code (#32a)
public    setusr    ;set user code (#32b)
public    rdran     ;read random (#33)
public    wrran     ;write random (#34)
public    filsiz    ;random file size (#35)
public    setrec    ;set random record pos (#36)
```

```
public    resdrv    ;reset drive (#37)
public    wrranz    ;write random, zero fill (#40)
```

```

extrn    ?begin    ;beginning of free list
extrn    ?boot     ;system reboot entry point
extrn    ?bdos     ;bdos entry point
extrn    ?dfcb0    ;default fcb 0
extrn    ?dfcbl    ;default fcb 1
extrn    ?dbuff    ;default buffer

```

equates for interface to cp/m bdos

```

000D =      cr      equ      Odh      ;carriage return
000A =      lf      equ      Oah      ;line feed
001A =      eof     equ      lah      ;end of file
0001 =      readc   equ      1        ;read character from console
0002 =      writc   equ      2        ;write console character
0003 =      rdrf    equ      3        ;reader input
0004 =      punf    equ      4        ;punch output
0005 =      listf   equ      5        ;list output function
0006 =      diof    equ      6        ;direct i/o, version 2.0
0007 =      getiof  equ      7        ;get i/o byte
0008 =      setiof  equ      8        ;set i/o byte
0009 =      printf  equ      9        ;print string function
000A =      rdconf  equ      10       ;read console buffer
000B =      statf   equ      11       ;return console status
000C =      versf   equ      12       ;get version number
000D =      resetf  equ      13       ;system reset
000E =      seldf   equ      14       ;select disk function
000F =      openf   equ      15       ;open file function
0010 =      closef  equ      16       ;close file
0011 =      serchf  equ      17       ;search for file
0012 =      serchn  equ      18       ;search next
0013 =      deletf  equ      19       ;delete file
0014 =      readf   equ      20       ;read next record
0015 =      writf   equ      21       ;write next record
0016 =      makef   equ      22       ;make file
0017 =      renamf  equ      23       ;rename file
0018 =      loginf  equ      24       ;get login vector
0019 =      cdiskf  equ      25       ;get current disk number
001A =      setdmf  equ      26       ;set dma function
001B =      getalf  equ      27       ;get allocation base
001C =      wrprof  equ      28       ;write protect disk
001D =      getrof  equ      29       ;get r/o vector
001E =      setatf  equ      30       ;set file attributes
001F =      getdpf  equ      31       ;get disk parameter block
0020 =      userf   equ      32       ;set/get user code
0021 =      rdranf  equ      33       ;read random
0022 =      wrranf  equ      34       ;write random
0023 =      filszf  equ      35       ;compute file size
0024 =      setrcf  equ      36       ;set random record position
0025 =      rsdrvf  equ      37       ;reset drive function
0028 =      wrrnzf  equ      40       ;write random zero fill

```


utility functions

general purpose routines used upon entry

```

getpl: ;get single byte parameter to register e
0000 5E      mov     e,m           ;low (addr)
0001 23      inx     h
0002 56      mov     d,m           ;high(addr)
0003 EB      xchg                    ;hl = char
0004 5E      mov     e,m           ;to register e
0005 C9      ret

getp2: ;get single word value to DE
getp2i: ; (equivalent to getp2)
0006 CDOOOO call    getpl
0009 23      inx     h
000A 56      mov     d,m           ;get high byte as well
000B C9      ret

;
getver: ;get cp/m or mp/m version number
000C E5      push    h             ;save possible data adr
000D OEOC   mvi     c,versf
000F CDOOOO call    ?bdos
0012 E1      pop     h             ;recall data addr
0013 C9      ret

;
chkv20: ; check for version 2.0 or greater
0014 CDOCOO call    getver
0017 FE14   cpi     20
0019 DO      rnc                    ;return if > 2.0
              error message and stop
001A C32300 jmp     vererr         ;version error

;
chkv22: ;check for version 2.2 or greater
001D CDOCOO call    getver
0020 FE22   cpi     22h
0022 DO      rnc                    ;return if >= 2.2

vererr:
              ;version error, report and terminate
0023 112EOO lxi     d,vermsg
0026 OE09   mvi     c,printf
0028 CDOOOO call    ?bdos          ;write message
002B C30000 jmp     ?boot          ;and reboot
002E ODOA4C6174vermsg: db     cr,lf,' Later CP/M or MP/M VersioRequired$'

;
memptr: ;return pointer to base of free storage
0054 2A0000 lhld   ?begin
0057 C9      ret

```

```

CP/M RMAC ASSEM 0.4      #004      DIRECT CP/M CALLS FROM PL/I-80
;
memsiz: ;return      size of free memory in bytes
0058 2A0100      lhld      ?bdos+l      ;base of bdos
005B EB          xchg                        ;de = bdos
005C 2A0000      lhld      ?begin      ;beginning of free storage
005F 7B          mov       a,e      ;low(.bdos)
0060 95          sub       l      ;-low(begin)
0061 6F          mov       l,a      ;back to l
0062 7A          mov       a,d      ;high(.bdos)
0063 9C          sbb      h
0064 67          mov       h,a      ;hl = mem size remaining
0065 C9          ret
;
memwds: ;return      size of free memory in words
0066 CD5800      call     memsiz      ;hl = size in bytes
0069 7C          mov       a,h      ;high(size)
006A B7          ora       a      ;cy = 0
006B 1F          rar      ;cy = ls bit
006C 67          mov       h,a      ;back to h
006D 7D          mov       a,l      low(size)
006E 1F          rar      include ls bit
006F 6F          mov       l,a      ;back to l
0070 C9          ret      ;with wds in hl
;
dfcb0: ;return address of default fcb 0
0071 210000      lxi     h,?dfcb0
0074 C9          ret
;
dfcbl: ;return address of default fcb 1
0075 210000      lxi     h,?dfcbl
0078 C9          ret
;
dbuff: ;return address of default buffer
0079 210000      lxi     h,?dbuff
007C C9          ret
;
reboot: ;system reboot (#0)
007D C30000      jmp     ?boot

```

```

CP/M RMAC ASSEM 0.4      #005      DIRECT CP/M CALLS FROM PL/I-80
;
rdcon:      ;read console character (#1)
            ;return      character value to stack
0080 OE01      mvi      c,readc
0082 C38COO      jmp      chrin      ;common code to read char
;
wrcon:      ;write console character(#2)
            ;1->char(1)
0085 OE02      mvi      c,write      ;console write function
0087 C39COO      jmp      chrout      ;to write the character
;
rdrdr:      ;read reader character (#3)
008A OE03      mvi      c,rdrf      ;reader function
chrin:
            ;common code for character input
008C CDOOOO      call     ?bdos      ;value returned to A
008F E1          POP     h      ;return address
0090 F5          push    psw      ;character to stack
0091 33          inx     sp      ;delete flags
0092 3EO1        mvi     a,1      ;character length is 1
0094 E9          pchl     ;back to calling routine
;
wrpun:      ;write punch character (#4)
            ;1->char(1)
0095 OE04      mvi      c,punf      ;punch output function
0097 C39COO      jmp      chrout      ;common code to write chr
;
wrlst:      ;write list character (#5)
            ;1->char(1)
009A OE05      mvi      c,flistf      ;list output function
chrout:
            ;common code to write character
            ;1-> character to write
009C CDOOOO      call     getpl      ;output Char to register e
009F C30000      jmp      ?bdos      ;to write and return
;
coninp:      ;perform console input,      char returned in stack
00A2 21AE00      lxi     h,chrstr      ;return address
00A5 E5          push    h      ;to stack for return

```

```

00A6 2A0100      lhld      ?boot+1      ;base of bios imp vector
00A9 110600      lxi       d,2*3        ;offset to imp conin
00AC 19          dad       d
00AD E9          pchl      ;return to chrstr
;
chrstr:         ;create character string, length 1
00AE E1          POP       h            ;recall return address
00AF F5          push     psw          ;save character
00B0 33          inx     sp            ;delete psw
00B1 E9          pchl      ;return to caller
;
conout:        ;direct console output
                ;1->char(l)
00B2 CDOOOO      call     getpl        ;get parameter
00B5 4B          mov     c,e          ;character to c
00B6 2A0100      lhld     ?boot+1     ;base of bios imp
00B9 110900      lxi     d,3*3        ;console output offset
00BC 19          dad     d            ;hl = jmp conout
00BD E9          pchl      ;return through handler
;
rdstat:        ;direct console status read
00BE 21ECO0      lxi     h,rdsret     ;read status return
00C1 E5          push    h            ;return to rdsret
00C2 2A0100      lhld     ?boot+1     ;base of imp vector
00C5 110300      lxi     d,1*3        ;offset to jmp const
00C8 19          dad     d            ;hl = jmp const
00C9 E9          pchl
;
getio:         ;get io      byte (#8)
00CA OE07        mvi     c,getiof
00CC C30000      jmp     ?bdos        ;value returned to A
;
setio:         ;set i/o byte (#9)
                ;1->i/o    byte
00CF CDOOOO      call     getpl        ;new i/o byte to E
00D2 OE08        mvi     c,setiof
00D4 C30000      jmp     ?bdos        ;return through bdos
;
wrstr:         ;write string (#10)
                ;1->addr(string)
00D7 CD0600      call     qetp2        ;get parameter value to DE

```

```

OODA OE09          mvi      c,printf      ;print string function
OODC C30000        imp      ?bdos        ;return through bdos
                    rdbuf:      ;read console buffer (#10)
                    ; 1->addr(buf f)

OODF CD0600        call      getp2i        ;DE = buff
OOE2 OE0A          mvi      c,rdconf     ;read console function
OOE4 C30000        jmp      ?bdos        ;return through bdos
                    ;
                    break:     ;get console status (#11)
OOE7 OE0B          mvi      c,statf     ;
OOE9 CDO000        call      ?bdos        ;return through bdos
                    ;
                    rdsret:    ;return clean true value
OOEC B7           ora      a            ;zero?
OOED C8           rz              ;return if so
OOEE 3EFF         mvi      a,Offh      ;clean true value
OOFO C9           ret

                    ;
                    vers:     ;get version number (#12)
00K OE0C          mvi      c,versf
00F3 C30000        jmp      ?bdos        ;return through bdos
                    ;
                    reset:    ;reset disk system (#13)
00F6 OE0D         mvi      c,resetf
00F8 C30000        jmp      ?bdos

                    select:   ;select disk (#14)
                    ;1->fixed(7) drive number
00FB CDO000        call      getpl        ;disk number to E
00FE OE0E          mvi      c,seldf
0100 C30000        jmp      ?bdos        ;return through bdos
                    open:    ;open file (#15)
                    ;1-> addr(fcb)
0103 CD0600        call      getp2i        ;fcb address to de
0106 OE0F          mvi      c,openf
0108 C30000        jmp      ?bdos        ;return through bdos

```

```

CP/M RMAC ASSEM  0.4      #008      DIRECT CP/M CALLS FROM PL/I-80

      close:      ;close file (#16)
                  ;1-> addr(fcb)
010B CD0600      call      getp2i      ;.fcb to DE
010e OE10        mvi      c,closef
0110 C30000      jmp      ?bdos      ;return through bdos
;
      sear:      ;search   for file (#17)
                  ;1-> addr(fcb)
0113 CD0600      call      getp2i      ;.fcb to DE
0116 OE11        mvi      c,serchf
0118 C30000      jmp      ?bdos

      searn:     ;search   for next (#18)
011B OE12        mvi      c,serchn      ;search next function
011D C30000      jmp      ?bdos      ;return through bdos
;
      delete:    ;delete   file (#19)
                  ;1-> addr(fcb)
0120 CD0600      call      qetp2i      ;.fcb to DE
0123 OE13        mvi      c,deletf
0125 C30000      jmp      ?bdos      ;return through bdos
;
      rdseq:     ;read file sequential mode (#20)
                  ;1-> addr(fcb)
0128 CD0600      call      getp2i      ;.fcb to DE
012B OE14        mvi      c,readf
012D C30000      jmp      ?bdos      ;return through bdos
;
      wrseq:     ;write file sequential mode (#21)
                  ;1-> addr(fcb)
0130 CD0600      call      getp2i      ;.fcb to DE
0133 OE15        mvi      c,writf
0135 C30000      jmp      ?bdos      ;return through bdos
;
      make:      ;create   file (#22)

```

```

CP/M RMAC ASSEM 0.4      #009      DIRECT CP/M CALLS FROM PL/I-80
                          ;1-> addr(fcb)
0138 CD0600             call      getp2i          ;fcb to DE
013B OE16               mvi      c,makef
013D C30000             jmp      ?bdos          ;return through bdos
                          ;
                          rename:   ;rename file (#23)
                          ; 1-> add r(fcb)
0140 CD0600             call      getp2i          ;fcb to DE
0143 OE17               mvi      c,renamf
0145 C30000             jmp      ?bdos          ;returnthrough bdos
                          ;
                          loqvec:   ;return login vector (#24)
0148 OE18               mvi      c,loginf
014A C30000             jmp      ?bdos          ;returnthrough BDOS
                          ;
                          curdisk:  ;return current disk number (#25)
014D OE19               mvi      c,cdiskf
014F C30000             jmp      ?bdos          ;return value in A
                          ;
                          setdma:   ;set DMA address (#26)
                          ;1-> pointer (dma address)
0152 CD0600             call      getp2          ;dma address to DE
0155 OE1A               mvi      c,setdmf
0157 C30000             jmp      ?bdos          ;return through bdos
                          ;
                          allvec:   ;return address of allocation vector (#27)
015A OE1B               mvi      c,getalf
015C C30000             jmp      ?bdos          ;return through bdos
                          ;
                          wpdisk:   ;write protect disk (#28)
015F CD1400             call      chkv20         ;must be 2.0 or greater
0162 OE1C               mvi      c,wrprof
0164 C30000             jmp      ?bdos
                          ;
                          rovec:   ;return read/only vector (#29)

```



```

0167 CD1400      call      chkv20          ;must be 2.0 or greater
016A OEID        mvi       c,getrof
016C C30000      jmp       ?bdos          ;value returned in HL
;
filatt:         ;set file attributes (#30)
                ;1-> addr(fcb)
016F CD1400      call      chkv20          ;must be 2.0 or greater
0172 CD0600      call      getp2i          ;.fcbto DE
0175 OEIE        mvi       c,setatf
0177 C30000      imp       ?bdos
;
getdpb:         ;get base of current disk parm block (#31)
017A CD1400      call      chkv20          ;check for 2.0 or greater
017D OEIF        mvi       c,getdpf
017F C30000      jmp       ?bdos          ;addr returned in HL
;
getusr:         ;get user code to register A
0182 CD1400      call      chkv20          ;check for 2.0 or greater
0185 1EFF        mvi       e,Offh        ;to get user code
0187 OE20        mvi       c,userf
0189 C30000      jmp       ?bdos
;
setusr:         ;set user code
018C CD1400      call      chkv20          ;check for 2.0 or greater
018F CDO000      call      getpl          ;code to E
0192 OE20        mvi       c,userf
0194 C30000      jmp       ?bdos
;
rdran:         ;read random (#33)
                ;1-> addr(fcb)
0197 CD1400      call      chkv20          ;checkfor 2.0 or greater
019A CD0600      call      getp2i          ;.fcb to DE
019D OE21        mvi       c,rdranf
019F C30000      jmp       ?bdos          ;return through bdos
;
wrran:         ;write random (#34)
                ;1-> addr(fcb)
01A2 CD1400      call      chkv20          ;check for 2.0 or greater

```


| | | | | | | | | | |
|------|----------|------|--------|------|--------|------|--------|-------------|--------|
| 015A | ALLVEC | OOE7 | BREAK | 0019 | CDISKF | 0014 | CHKV20 | 001D | CHKV22 |
| 008C | CHRIN | 009C | CHROUT | OOAE | CHRSTR | 010B | CLOSE | 0010 | CLOSEF |
| 00A2 | CONINP | 00B2 | CONOUT | OOD | CR | 014D | CURDSK | 0079 | DBUFF |
| 0120 | DELETE | 0013 | DELETF | 0071 | DFCBO | 0075 | DFCB1 | 0006 | DIOF |
| 001A | EOF | 016F | FILATT | 01AD | FILSIZ | 0023 | FILSZF | 001B | GETALF |
| 017A | GETDPB | 001F | GETDPF | OOCA | GETIO | 0007 | GETIOF | 0000 | GETP1 |
| 0006 | GETP2 | 0006 | GETP21 | 001D | GETROF | 0182 | GETUSR | OOOCGETVER | |
| OOOA | LF | 0005 | LISTF | 0018 | LOGINF | 0148 | LOGVEC | 0138 | MAKE |
| 0016 | MAKEF | 0054 | MEMPTR | 0058 | MEMSIZ | 0066 | MEMWDS | 0103 | OPEN |
| OOOF | OPENF | 0009 | PRINTF | 0004 | PUNF | OOOF | RDBUF | 0080 | RDCON |
| OOOA | RDCONF | 0197 | RDRAN | 0021 | RDRANF | 008A | RDRDR | 0003 | RDRF |
| 0128 | RDSEQ | OOEC | RDSRET | OOBE | RDSTAT | 0001 | READC | 0014 | READF |
| 007D | REBOOT | 0140 | RENAME | 0017 | RENAMF | 01C3 | RESDRV | OOFI; RESET | |
| OOD | RESETF | 0167 | ROVEC | 0025 | RSDRVF | 0113 | SEAR | 011B | SEARN |
| OOOE | SELDF | OOFB | SELECT | 0011 | SERCHF | 0012 | SERCHN | 001E | SETATF |
| 0152 | S ETT)MA | 001A | SETOMF | OOCF | SETIO | 0008 | SETIOF | 0024 | SETRCF |
| 01B8 | SETREC | 018C | SETUSR | OOOB | STATF | 0020 | USERF | 0023 | VERERR |
| 002E | VERMSG | OOF1 | VERS | OOOC | VERSF | 015F | WPDISK | 0085 | WRCON |
| 0002 | WRITC | 0015 | WRITF | 009A | WRLST | 001C | WRPROF | 0095 | WRPU |
| 01A2 | WRRAN | 0022 | WRRANF | 01CE | WRRANZ | 0028 | WRRNZF | 0130 | WRSEQ |
| OOD7 | WRSTR | 0000 | ?BDOS | 0000 | ?BEGIN | 0000 | ?BOOT | 0000 | ?DBUFF |
| 0000 | ?DFCBO | 0000 | ?DFCB1 | | | | | | |

APPENDIX B:
LISTING OF "DIOCALLS"
SHOWING THE BASIC CP/M DIRECT INTERFACE

PL/I-80 V1.0, COMPILATION OF: DIOCALLS

L: List Source Program

```
%include 'diomod.dcl' ;
NO ERROR(S) IN PASS 1
```

NO ERROR(S) IN PASS 2

PL/I-80 V1.0, COMPILATION OF: DIOCALLS

```
1 a 0000 diotst:
2 a 0006      proc options(main);
3 a 0006      /* external CP/M I/O entry points
4 a 0006      /* (note: each source line begins with tab chars)
5+c 0006      dcl
6+c 0006          memptr entry          returns (ptr),
7+ c 0006          memsiz  entry          returns  (fixed(15))
8+ c 0006          memwds  entry          returns  (fixed(15)),
9+ c 0006          dfcbO   entry          returns  (ptr),
10+c 0006         dfcbl   entry          returns  (ptr),
11+ c 0006         dbuff   entry          returns  (ptr),
12+ c 0006         reboot entry,
13+c 0006         rdcon   entry          returns (char(1)),
14+c 0006         wrcon   entry          (char(1)),
15+c 0006         rdrdr   entry          returns (char(1)),
16+c 0006         wrpun   entry          (char(1)),
17+c 0006         wrlst   entry          (char(1)),
18+c 0006         coninp  entry          returns (char(1)),
19+c 0006         conout  entry          (char(1)),
20+c 0006         rdstat  entry          returns (bit(1)),
21+c 0006         getio   entry          returns (bit(8)),
22+c 0006         setio   entry          (bit(8)),
23+c 0006         wrstr   entry          (ptr),
24+c 0006         rdbuf   entry          (ptr),
25+c 0006         break   entry          returns (bit(1)),
26+c 0006         vers    entry          returns (bit(16)),
27+c 0006         reset   entry,
28+c 0006         select  entry          (fixed(7)),
29+c 0006         open    entry          (ptr) returns  (fixed(7)),
30+c 0006         close   entry          (ptr) returns  (fixed(7)),
31+c 0006         sear    entry          (ptr) returns  (fixed(7)),
32+c 0006         searn   entry          returns  (fixed(7)),
33+c 0006         delete  entry          (ptr),
34+c 0006         rdseq   entry          (ptr) returns (fixed(7)),
35+c 0006         wrseq   entry          (ptr) returns (fixed(7)),
36+c 0006         make    entry          (ptr) returns (fixed(7)),
37+c 0006         rename  entry          (ptr),
38+c 0006         loqvec  entry          returns (bit(16)),
39+c 0006         curdsk  entry          returns (fixed(7)),
40+c 0006         setdma  entry          (ptr),
41+c 0006         allvec  entry          returns (ptr),
42+c 0006         wpdisk  entry,
43+c 0006         rovec   entry          returns (bit(16)),
44+c 0006         filatt  entry          (ptr),
45+c 0006         getdpb  entry          returns (ptr),
46+c 0006         getusr  entry          returns (fixed(7)),
```

```

47+c 0006          setusr      entry      (fixed(7)),
48+c 0006          rdran       entry      (ptr)      returns (fixed(7)),
49+c 0006          wrran       entry      (ptr)      returns (fixed(7)),
50+c 0006          filsiz      entry      (ptr),
51+c 0006          setrec      entry      (ptr),
52+c 0006          resdrv     entry      (bit(16)),
53+c 0006          wrranz     entry      (ptr) returns (fixed(7));
54 c 0006          dcl
55 c 0006          c char(1),
56 c 0006          v char(254) var,
57 c 0006          i fixed;
58 c 0006
59 c 0006          /*
60 c 0006
61 c 0006
62 c 0006          Fixed Location Tests:
63 c 0006          MEMPTR, MEMSIZ, MEMWDS,
64 c 0006          DFCBO, DFCB1, DBUFF
65 c 0006          */
66 c 0006
67 c 0006          dcl
68 c 0006          memptrv ptr,
69 c 0006          memsizv fixed,
70 c 0006          (dfcb0v, dfcblv, dbuff fv) ptr,
71 c 0006          command char(127) var based (dbuffv),
72 c 0006          lfcbo based(dfcb0v),
73 c 0006          2 drive      fixed(7),
74 c 0006          2 name       char(8),
75 c 0006          2 type       char(3),
76 c 0006          2 extnt      fixed(7),
77 c 0006          2 space      (19) bit(8),
78 c 0006          2 cr         fixed(7),
79 c 0006          memory (13:0) based(memptrv)bit(8);
80 c 0006          memptrv      = memptr;
81 c 0006          memsizv      = memsiz;
82 c 0012          dfcb0v      = dfcb0();
83 c 0018          dfcblv      = dfcbl();
84 c 001E          dbuffv      = dbuff;
85 c 0024          put edit (' Command Tail: ' ,command) (a);
86 c 004A          put edit (' First Default File: ',
87 c 008D          fcbO.name,' ' ,fcbO.type) (skip,4a);
88 c 008D          put edit ('dfcbO ' unspec(dfcb0v),
89 c 0137          'dfcbl ' unspec(dfcblv),
90 c 0137          'dbuff ' unspec(dbuffv),
91 c 0137          amemptr' ,unspec(memptrv),
92 c 0137          Imemsize,unspec(memsizv),
93 c 0137          'memwds' memwds() )
94 c 0137          (5 (skip,a (7) b4) skip,a (7) f (6)
95 c 0137          put skip list('Clearing Memory' );
96 c 0153          /* sample loop to clear mem */
97 c 0153          do i = 0 repeat(i+1) while (i--=memsizv-1);
98 c 016A          memory (i) = ' 001b4;
99 c 017F          end;
100 c 017F
101 c 017F
102 c 017F          /*
103 c 017F
104 c 017F          REBOOT Test
105 c 017F

```

```

106 c 017F
107 c 017F      put skip list (' Reboot? (Y/N)' );
108 c 019B      get list (c);
109 c 01B5      if translate(c,1Y1,1y' ) = ' Y' then
110 c 01DD          call rebooto;
111 c 01E0
112 c 01E0
113 c 01E0
114 c 01E0
115 c 01E0          RDCON, WRCON Test
116 c 01E0
117 c 01E0
118 c 01E0      put list(Type Input, End with
119 c 01F7      v          - M-j' );
120 c 0204          do while (substr(v,length(v))
121 c 0220          v = v 11          rdcono;
122 c 022E          end;
123 c 022E      put skip list(' You Typed:' );
124 c 024A          do i = 1 to lenqth(v);
125 c 0266          call wrcon(substr(v,i,1));
126 c 028E          end;
127 c 028E
128 c 028E
129 c 028E
130 c 028E
131 c 02SE          RDRDR and WRPUN Test
132 c 028E
133 c 02SE
134 c 028E      put skip list(' Reader to Punch Test?(Y/N)' );
135 c 02AA      get list (c);
136 c 02C4      if translate(c,' Y' , ' y' ) = ' Y' then
137 c 02EC          do;
138 c 02EC          put skip list('Copying RDR to PUN until ctl-z' );
139 c 0308          C = I I ;
140 c 0314          do while (c -= '-z' );
141 c 0323          c = rdrdro;
142 c 032E          if c -= '-z' then
143 c 033D              call wrpun(c)
144 c 0346          end;
145 c 0346      end;
146 c 0346
147 c 0346
148 c 0346
149 c 0346
150 c 0346          WRLST Test
151 c 0346
152 c 0346
153 c 0346      put list(' List Output Test?(Y/N)' );
154 c 035D      qet list(c);
155 c 0377      if translate(c,' Y' , ' y' ) = ' Y' then
156 c 039F          do i = 1 to lenqth(v);
157 c 03BB          call wrlst(substr(v,i,1));
158 c 03E3          end;
159 c 03E3
160 c 03E3
161 c 03E3
162 c 03E3
163 c 03E3          Direct I/O, CONOUT, CONINP
164 c 03E3
165 c 03E3

```

```

166 c 03E3      put list
167 c 03FA      (' Direct I/O, Type Line, End with Line Feed' );
168 c 03FA      c = ' ';
169 c 0406      do while (c ^= '^j');
170 c 0415      call conout(c);
171 c 041B      c = coninp();
172 c 0429      end;
173 c 0429
174 c 0429
175 c 0429      /*
176 c 0429
177 c 0429      Direct I/O,          Console Status
178 c 0429      RDSTAT
179 c 0429      */
180 c 0429
181 c 0429      put skip list('Status Test, Type Character' );
182 c 0445      do while (^rdstat());
183 c 044F      end;
184 c 044F      /* clear the character */
185 c 044F      c = coninp();
186 c 045A
187 c 045A
188 c 045A      /*
189 c 045A
190 c 045A      GETIO,          SETIO Iobyte
191 c 045A
192 c 045A      */
193 c 045A      dcl
194 c 045A      iobyte bit(8);
195 c 045A      iobyte = getio();
196 c 0460      put edit ('IObyte is ' iobyte,
197 c 0493      ' , New Value: ' ) (skip,a,b4,a);
198 c 0493      qet edit (iobyte) (b4(2));
199 c 04AF      call setio(iobyte);
200 c 04B5
201 c 04B5
202 c 04B5      /*
203 c 04B5
204 c 04B5      Buffered Write, WRSTR Test
205 c 0435      */
206 c 04B5
207 c 04B5      put list(' Buffered Output Test:' );
208 c 04CC      /* "v" was previously filled by RDCON */
209 c 04CC      call wrstr(addr(v));
210 c 04D8
211 c 04D8
212 c 04D8      /*
213 c 04D8
214 c 04D8      Buffered Read RDBUF Test
215 c 04D8      */
216 c 04D8
217 c 04D8      dcl
218 c 04D8      1 inbuff static,
219 c 04D8      2 maxsize bit(8) init(' 80' b4),
220 c 04D8      2 inchars char(127) var;
221 c 04D8      put skip list('Line Input, Type Line, End With Return' );
222 c 04F4      put skip;
223 c 0505      call rdbuf(addr(inbuff));
224 c 0511      put skip list(' You Typed: inchars);
225 c 0536

```



```

226 c 0536      /*
227 c 0536
228 c 0536      Console BREAK Test
229 c 0536      */
230 c 0536
231 c 0536
232 c 0536      put skip list('Console Break Test, Type Character');
233 c 0552      do while(^break());
234 c 055C      end;
235 c 055C      c = rdcon();
236 c 0567
237 c 0567
238 c 0567      /*
239 c 0567
240 c 0567      Version Number VERS Test
241 c 0567      */
242 c 0567
243 c 0567      dcl
244 c 0567          version bit(16);
245 c 0567      version = vers();
246 c 056D      if substr(version,1,8) = '00'b4 then
247 c 0576          put skip list('Cp/M'); else
248 c 0595          put skip list(' MP/M');
249 c 05B1      put edit(' Version$substr(version,9,4),
250 c 05F5          '.' substr(version,13,4)) (a,b4,a,b4);
251 c 05F5
252 c 05F5
253 c 05F5      /*
254 c 05F5
255 c 05F5      Disk System RESET Test
256 c 0 5F5      */
257 c 05F5
258 c 05F5      put skip list(' Resetting Disk System' );
259 c 0611      call reset();
260 c 0614
261 c 0614      /*
262 c 0614
263 c 0614
264 c 0614      Disk      SELECT Test
265 c 061 4      */
266 c 0614
267 c 0614      put skip list(' Select Disk # ');
268 c 0630      get list(i);
269 c 0648      call select(i);
270 c 0654
271 c 0654      /*
272 c 0654
273 c 0654      Note:      The OPEN, CLOSE, SEAR,
274 c 0654          SEARN, DELETE, RDSEQ,
275 c 0654          WRSEQ, MAKE, and RENAME
276 c 0654      functions are tested in the
277 c 0654          DIOCOPY program
278 c 0654
279 c 0654      */
280 c 0654
281 c 0654      /*
282 c 0654
283 c 0654      LOGVFC and CURDSK
284 c 0654
285 c 0654      */

```

```

286 c 0654 put skip list('Login Vector' ,
287 c 0695 loqvec(),' Current Disk' ,
288 c 0695 curdisk());
289 c 0695
290 c 0695 /*
291 c 0695
292 c 0695 See DIOCOPY for SETDMA Function
293 c 0695
294 c 0695 */
295 c 0695
296 c 0695
297 c 0695 /*
298 c 0695 Allocate Vector ALLVEC Test
299 c 0695
300 c 0695 */
301 c 0695 dcl
302 c 0695 alloc (0:30) bit(8)
303 c 0695 based (allvec()),
304 c 0695 allvecp ptr;
305 c 0695 allvecp = allvec();
306 c 069B put edit('Alloc Vector at ',
307 c 0700 unspec(allvecp),' :',
308 c 0700 (alloc(i) do i=0 to 30))
309 c 0700 (skip,a,b4,a,254(skip,4(b,x(l))));
310 c 0700
311 c 0700 /*
312 c 0700
313 c 0700 Note: the following functions
314 c 0700 apply to version 2.0 or newer.
315 c 0700
316 c 0700 */
317 c 0700
318 c 0700 /*
319 c 0700
320 c 0700 WPDISK Test
321 c 0700 */
322 c 0700
323 c 0700 put skip list(' Write Protect Disk?(Y/N)' );
324 c 071C get list(c);
325 c 0736 if translate(c,' Y' ,' y' ) = ' Y' then
326 c 075E call wpdisk();
327 c 0761
328 c 0761
329 c 0761 /*
330 c 0761
331 c 0761 ROVEC Test
332 c 0761 */
333 c 0761 put skip list(' Read/Only Vectors' ,rovec());
334 c 0788
335 c 0788
336 c 0788 /*
337 c 0788 Disk Parameter Block Decoding
338 c 0788 Using GETDPB
339 c 0788 */
340 c 0788
341 c 0788 dcl
342 c 0788 dpbp ptr,
343 c 0788 1 dpb based (dppb),
344 c 0788 2 spt fixed(15),
345 c 0788 2 bsh fixed(7),

```

```

346 c 0788          2 blm bit(8) ,
347 c 0788          2 exm hit(8) ,
348 c 0788          2 dsm bit(16),
349 c 0788          2 drm bit(16),
350 c 0788          2 al0 bit(8),
351 c 0788          2 all bit(B),
352 c 0788          2 cks bit(16),
353 c 0788          2 off fixed(7);
354 c 0788          dpbp = qetdpbo;
355 c 078E          put edit(' Disk Parameter Block:' ,
356 c 08C6          'spt' ,spt,' bsh' ,bsh,' blm' ,blm,
357 c 08C6          'exm',exm,' dsm',dsm,' drm',drm,
358 c 08C6          1al0' ,al0,'all' ,all,'cks',cks,
359 c 08C6          'off'off)
360 c 08C6          (skip,a,2(skip,a(4) f (6)
361 c 08C6          4(skip,a(4),b4),
362 c 08C6          skip,2(a(4),b,x(1)),
363 c 08C6          skip,a(4),b4,
364 c 08C6          skip,a(4),f(6));
365 c 08C6
366 c 08C6          /*
367 c 08C6
368 c 08C6          Test          Get/Set user Code
369 c 08C6          GETUSR, SETUSR
370 c 08C6          */
371 c 08C6
372 c 08C6          put skip list
373 c 08FC          (' Useris' ,qetusr(),' , New User:' );
374 c 08FC          get list(i);
375 c 0914          call setusr(i);
376 c 0920
377 c 0920          /*
378 c 0920
379 c 0920          FILSIZ, SETREC,
380 c 0920          RDRAN, 14RRA.N, WRRANZ are
381 c 0920          tested in DIORAND
382 c 0920
383 c 0920          */
384 c 0920
385 c 0920          /*
386 c 0920
387 c 0920          Test Drive Reset RESDRV
388 c 0920          (version 2.2 or newer)
389 c 0920
390 c 0920          */
391 c 0920          dcl
392 c 0920          drvect bit(16);
393 c 0920          put list(' Drive Reset Vector:' );
394 c 0937          qet list(drvect);
395 c 094F          call resdrv(drvect);
396 c 0955
397 c 0955
398 c 0955
399 c 0955
400 c 0955
401 a 0955          end diotst;

```

CODE SIZE = 0958
DATA AREA = 04BA

APPENDIX C:
LISTING OF "DIOCOPY"
SHOWING DIRECT CP/M FILE I/O OPERATIONS

PL/I-80 V1.0, COMPILATION OF: DIOCOPY

L: List Source Program

```
%include 'diomod.dcl' ;
%include 'fcb.dcl' ;
%include 'fcb.dcl' ;
%include 'fcb.dcl' ;
%include 'fcb.dcl' ;
    NO ERROR(S) IN PASS 1

    NO ERROR(S) IN PASS 2
```

PL/I-80 V1.0, COMPILATION OF: DIOCOPY

```
1 a 0000 diocopy:
2 a 0006     proc options(main);
3 a 0006     /* file to file copy program */
4 a 0006     /* (all source lines begin with tabs) */
5 a 0006
6 c 0006     %replace
7 c 0006         bufwds    by 64,          /* words per buffer */
8 c 0006         quest    by 63,          /* ASCII */
9 c 0006         true     by ' 1' b,
10 c 0006        false    by ' 0' b;
11 c 0006
12+c 0006     dcl
13+c 0006         memptr entry                returns (ptr),
14+c 0006         memsiz  entry                returns      (fixed(15)),
15+c 0006         memwds  entry                returns      (fixed(15)),
16+c 0006         dfcbo   entry                returns      (ptr),
17+c 0006         dfcbl   entry                returns      (ptr),
18+c 0006         dbuff   entry                returns      (ptr),
19+c 0006         reboot  entry,
20+c 0006         rdcon   entry                returns (char(1)),
21+c 0006         wrcon   entry                (char(1)),
22+c 0006         rdrdr   entry                returns (char(1)),
23+c 0006         wrpun   entry                (char(1)),
24+c 0006         wrlst   entry                (char(1)),
25+c 0006         coninp  entry                returns (char(1)),
26+c 0006         conout  entry                (char(1)),
27+c 0006         rdstat  entry                returns (bit(1)),
28+c 0006         getio   entry                returns (bit(8)),
29+c 0006         setio   entry                (bit(8)),
30+c 0006         wrstr   entry                (ptr),
31+c 0006         rdbuf   entry                (ptr),
32+c 0006         break   entry                returns (bit(1)),
33+c 0006         vers    entry                returns (bit(16)),
34+c 0006         reset   entry,
35+c 0006         select  entry                (fixed(7)),
36+c 0006         open    entry                (ptr) returns      (fixed(7)),
37+c 0006         close   entry                (ptr) returns      (fixed(7)),
38+c 0006         sear    entry                (ptr) returns      (fixed(7)),
39+c 0006         searn   entry                returns      (fixed(7)),
40+c 0006         delete  entry                (ptr),
41+c 0006         rdseq   entry                (ptr) returns (fixed(7)),
```

| | | | | | |
|-------|------|---------|----------------------------|-------------------------|---------------------------|
| 42+c | 0006 | wrseq | entry | (ptr) | returns (fixed(7)), |
| 43+c | 0006 | make | entry | (ptr) | returns (fixed(7)), |
| 44+c | 0006 | rename | entry | (ptr) , | |
| 45+c | 0006 | loqvec | entry | | returns (bit(16)), |
| 46+c | 0006 | curdisk | entry | | returns (fixed(7)), |
| 47+c | 0006 | setdma | entry | | (ptr), |
| 48+c | 0006 | allvec | entry | | returns (ptr), |
| 49+c | 0006 | wpdisk | entry, | | |
| 50+c | 0006 | rovec | entry | | returns (bit(16)), |
| 51+c | 0006 | filatt | entry | | (ptr), |
| 52+c | 0006 | qetdpb | entry | | returns (ptr), |
| 53+c | 0006 | qetusr | entry | | returns (fixed(7)), |
| 54+c | 0006 | setusr | entry | (fixed(7)), | |
| 55+C | 0006 | rdran | entry | (ptr) | returns (fixed(7)), |
| 56+c | 0006 | wrran | entry | (ptr) | returns (fixed(7)), |
| 57+c | 0006 | filesiz | entry | (ptr), | |
| 58+c | 0006 | setrec | entry | (ptr), | |
| 59+c | 0006 | resdrv | entry | | (bit(lr)) |
| 60+c | 0006 | wrranz | entry | (ptr) | returns (fixed(7)); |
| 61 c | 0006 | | | | |
| 62 c | 0006 | dcl | | | |
| 63 c | 0006 | 1 | destfile, | | |
| 64+c | 0006 | | 2name1, | | |
| 65+c | 0006 | | 3 drive | fixed(7), | /*drive number */ |
| 66+c | 0006 | | 3 fname | char(8), | /* file name */ |
| 67+c | 0006 | | 3 ftype | char(3), | /* file type */ |
| 68+c | 0006 | | 3 fext | fixed(7), | /*file extent */ |
| 69+c | 0006 | | 3 space | (3) bit(8),/* filler */ | |
| 70+c | 0006 | | 2 name2, | | /*used in rename */ |
| 71+c | 0006 | | 3 drive2 | fixed(7), | |
| 72+c | 0006 | | 3 fname2 | char(B), | |
| 73+c | 0006 | | 3 ftype2 | char(3), | |
| 74+c | 0006 | | 3 f ext2 | fixed(7) | |
| 75+c | 0006 | | 3 space2 | (3) bit(4) | |
| 76+c | 0006 | | 2 crec | fixed (7) , | /* current record */ |
| 77+c | 0006 | | 2 rrec | fixed(15), | /*random record */ |
| 78+c | 0006 | | 2 rovf | fixed(7); | /* random rec overflow */ |
| 79 c | 0006 | | | | |
| 80 c | 0006 | dcl | | | |
| 81 c | 0006 | | dfcbop ptr, | | |
| 82 c | 0006 | | 1sourcefile based(dfcb0p), | | |
| 83+c | 0006 | | 2name1, | | |
| 84+c | 0006 | | 3 drive | fixed(7), | /*drive number */ |
| 85+c | 0006 | | 3 fname | char(8), | /* file name */ |
| 86+c | 0006 | | 3 ftype | char(3), | /* file type */ |
| 87+c | 0006 | | 3 fext | fixed(7), | /* file extent */ |
| 88+c | 0006 | | 3 space | (3) bit(8) | /* filler */ |
| 89+c | 0006 | | 2 name2, | | /*used in rename */ |
| 90+c | 0006 | | 3 drive2 | fixed(7), | |
| 91+c | 0006 | | 3 fname2 | char(8), | |
| 92+c | 0006 | | 3 ftype2 | char(3) , | |
| 93+c | 0006 | | 3 fext2 | fixed(7) | |
| 94+c | 0006 | | 3 space2 | (3) bit(4), | |
| 95+c | 0006 | | 2 crec | fixed(7), | /* current record */ |
| 96+c | 0006 | | 2 rrec | fixed(15), | /*random record */ |
| 97+c | 0006 | | 2 rovf | fixed(7); | /* random rec overflow */ |
| 98 c | 0006 | | | | |
| 99 c | 0006 | dcl | | | |
| 100 c | 0006 | 1 | dfcblfile based(dfcb1()), | | |
| 101+c | 0006 | | 2 name1, | | |

```

102+c 0006          3 drive      fixed(7)          /* drive number */
103+c 0006          3 fname      char(8),          /* file name */
104+c 0006          3 ftype      char(3),          /* file type */
105+c 0006          3 fext       fixed(7),          /* file extent */
106+c 0006          3 space      (3) bit(8),/* filler */
107+c 0006          2 name2,          /* used in rename */
108+c 0006          3 drive2      fixed(7),
109+c 0006          3 fname2      char(8),
110+c 0006          3 ftype2      char(3),
111+c 0006          3 fext2       fixed(7),
112+c 0006          3 space2      (3) bit(8),
113+c 0006          2 crec        fixed(7),          /* current record */
114+c 0006          2 rrec        fixed(15),         /*random record */
115+c 0006          2 rovf        fixed(7);          /* random rec overflow */
116 c 0006
117 c 0006          dcl
118 c 0006          1 renfile,
119+c 0006          2 namel,
120+c 0006          3 drive fixed(7),          /*drive number */
121+c 0006          3 fname char(B),          /* file name */
122+c 0006          3 ftype char(3),          /* file type */
123+c 0006          3 fext fixed(7),          /*file extent */
124+c 0006          3space (3) bit(8),/* filler */
125+c 0006          2 name2,          /*used in rename */
126+c 0006          3 drive2      fixed(7),
127+c 0006          3 fname2      char(8),
128+c 0006          3 ftype2      char(3),
129+c 0006          3 fext2       fixed(7),
130+c 0006          3 space2      (3) bit(8),
131+c 0006          2 crec        fixed(7),          /* current record */
132+c 0006          2 rrec        fixed(15),         /*random record */
133+c 0006          2 rovf        fixed(7);          /*random rec overflow */
134 c 0006
135 c 0006          dcl
136 c 0006          answer char(1),
137 c 0006          extcnt fixed(7);
138 c 0006
139 c 0006          dcl
140 c 0006          /* buffer management */
141 c 0006          eofile bit(8),
142 c 0006          i          fixed(15),
143 c 0006          m          fixed(15),
144 c 0006          nbufs fixed(15),
145 c 0006          memory (0:0) bit(16) based(memptro);
146 c 0006
147 c 0006          /*compute number of bufbs, 64 words each */
148 c 0006          nbufbs = divide (memwds (), bufwds, 15);
149 c 0017          if nbufbs = 0 then
150 c 0020              do;
151 c 0020                  put skip list(' No Buffer Space' );
152 c 003C                  call rebooto;
153 c 003F                  end;
154 c 003F
155 c 003F          /* initialize fcb' s */
156 c 003F          dfcb0p = dfcb0();
157 c 0045          destfile = dfcblfile;
158 c 0054
159 c 0054          /* copy fcb to rename file, count extents */
160 c 0054          renfile = destfile;
161 c 0060          /* search all extents by inserting '?' */

```

```

162 c 0060 renfile.fext = quest;
163 c 0065 if sear(addr(renfile)) ^= -1 then
164 c 0076 do;
165 c 0076 extcnt = 1;
166 c 007B do while(searno ^= -1);
167 c 0083 extcnt = extcnt + 1;
168 c 008A end;
169 c 008A put edit
170 c 00C1 ('OK to Delete ',extcnt, ' Extent(s)?(Y/N)');
171 c 00C1 (skip,a,f(3),a);
172 c 00C1 get list(answer);
173 c 00DB if ^ (answer = ' Y' | answer = 'y' ) then
174 c 00FF call reboot();
175 c 0102 end;
176 c 0102
177 c 0102 /* destination file will be deleted later */
178 c 0102 destfile.ftype = ' $$$' ;
179 c 010E /* delete any existing x.$$$ file */
180 c 010E call delete(addr(destfile));
181 c 011A
182 c 011A /* open the source file, if possible */
183 c 011A if open(addr(sourcefile)) = -1 then
184 c 012B do;
185 c 012B put skip list(' No Source File' );
186 c 0147 call reboot();
187 c 014A end;
188 c 014A
189 c 014A /* source file opened, create $$$ file */
190 c 014A destfile.fext = 0;
191 c 014F destfile.crec = 0 ;
192 c 0154 if make(addr(destfile)) = -1 then
193 c 0165 do;
194 c 0165 put skip list(' No Directory Space' );
195 c 0181 call reboot();
196 c 0184 end;
197 c 0184
198 c 0184 /* $$$ temp file created, now copy from source */
199 c 0184 eofile = false;
200 c 0189 do while (^eofile);
201 c 0190 m = 0;
202 c 0196 /* fill buffers */
203 c 0196 do i = 0 relDeat (i+1) while (i<nbufs);
204 c 01A6 call setdma(addr(memory(m)));
205 c 0189 m = m + bufwds;
206 c 01C3 if rdseq(addr(sourcefile)) ^= 0 then
207 c 01D4 do;
208 c 01D4 eofile = true;
209 c 01D9 /* truncate buffer */
210 c 01D9 nbufs = i;
211 c 01E9 end;
212 c 01E9 end;
213 c 01E9 M = 0;
214 c 01EF /* write buffers */
215 c 01EF do i = 0 to nbufs-1;
216 c 0206 call setdma(addr(memory(m)));
217 c 0219 m = m + bufwds;
218 c 0223 if wrseq(addr(destfile)) ^= 0 then
219 c 0234 do;
220 c 0234 put skip list(' Disk Full' );
221 c 0250 call reboot();

```



```

222 c 0260          end;
223 c 0260          end;
224 c 0260          end;
225 c 0260
226 c 0260          /*close destination file and rename */
227 c 0260          if close(addr(destfile)) = -1 then
228 c 0271              do;
229 c 0271                  put skip list(' Disk R/O' );
230 c 028D                  call reboot();
231 c 0290              end;
232 c 0290
233 c 0290          /* destination file closed, erase old file */
234 c 0290          call delete(addr(renfile));
235 c 029C
236 c 029C          /* now rename $$$ file to old file name */
237 c 029C          destfile.name2 = renfile.name1;
238 c 02AB          call rename (add r(destfile)
239 c 02B7          call reboot();
240 a 02BA          end diocopy;

```

CODE SIZE = 02BD
DATA AREA = 00EF

APPENDIX D:
LISTING OF "DIORAND"
SHOWING EXTENDED RANDOM ACCESS CALLS

PL/I-80 V1.0, COMPILATION OF: DIORAND

L: List Source Program

%include 'diomod.dcl' ; %include fcb.dcl ; NO ERROR(S) IN PASS 1

NO ERROR(S) IN PASS 2

PL/I-80,V1.0, COMPILATION OF: DIORAND

```

1 a 0000 diorand:
2 a 0006      proc options(main);
3 a 0006      /* random access tests for 2.0 and 2.2 */
4 a 0006
5+c 0006      dcl
6+c 0006          memptr      entry      returns (ptr),
7+c 0006          memsiz      entry      returns      (fixed(15)),
8+c 0006          memwds      entry      returns      (fixed(15)),
9+c 0006          dfcb0       entry      returns      (ptr),
10+c 0006         dfcbl        entry      returns      (pt r) ,
11+c 0006         dbuff        entry      returns      (ptr),
12+c 0006         reboot      entry,
13+c 0006         rdcon        entry      returns (char(1)),
14+c 0006         wrcon        entry      (char(1)),
15+c 0006         rdrdr        entry      returns (char(1)
16+c 0006         wrpun        entry      (char(1)),
17+c 0006         wrlst        entry      (char(1)),
18+c 0006         coninp       entry      returns (char(1)),
19+c 0006         conout       entry      (char(1) ),
20+c 0006         rdstat       entry      returns (bit(1)),
21+c 0006         getio        entry      returns (bit(8)),
22+c 0006         setio        entry      (bit(8)),
23+c 0006         wrstr        entry      (ptr),
24+c 0006         rdbuf        entry      (ptr),
25+c 0006         break        entry      returns (bit(1)),
26+c 0006         vers         entry      returns (bit(16)),
27+c 0006         reset        entry,
28+c 0006         select        entry      (fixed(7)),
29+c 0006         open          entry      (ptr) returns      (fixed(7)),
30+c 0006         close         entry      (ptr) returns      (fixed(7)),
31+c 0006         sear          entry      (ptr) returns      (fixed(7)),
32+c 0006         searn         entry      returns      (fixed(7)),
33+c 0006         delete        entry      (ptr),
34+c 0006         rdseq         entry      (ptr) returns (fixed(7)),
35+c 0006         wrseq         entry      (ptr) returns (fixed(7)),
36+c 0006         make          entry      (ptr) returns (fixed(7)),
37+c 0006         rename         entry      (ptr),
38+c 0006         logvec         entry      returns (bit(16)),
39+c 0006         curdisk         entry      returns (fixed(7)),
40+c 0006         setdma         entry      (ptr),
41+c 0006         allvec         entry      returns (ptr),
42+c 0006         wpdisk         entry,
43+c 0006         rovec         entry      returns (bit(16)),,
44+c 0006         filatt        entry      (ptr),

```

```

45+c 0006      getdpr      entry          returns (ptr),
46+c 0006      qetusr      entry          returns (fixed(7)),
47+c 0006      setusr      entry          (fixed(7)),
48+c 0006      rdran       entry          (ptr) returns (fixed(7)),
49+c 0006      wrran       entry          (ptr) returns (fixed(7)),
50+c 0006      filsiz      entry          (ptr),
51+c 0006      setrec      entry          (ptr),
52+c 0006      resdrv      entry          (bit(16))
53+c 0006      wrranz      entry          (ptr) returns (fixed(7));
54 c 0006
55 c 0006      dcl
56 c 0006          1  database,
57+c 0006          2  namel,
58+c 0006              3  drive fixed(7),          /*drive number */
59+c 0006              3  fname char(8),          /* file name */
60+c 0006              3  ftype char(3),          /* file type */
61+c 0006              3  fext fixed(7),          /*file extent */
62+c 0006              3  space (3) bit(8),      /* filler */
63+c 0006          2  name2,          /*used in rename */
64+c 0006              3  drive2      fixed(7),
65+c 0006              3  fname2      char(8),
66+c 0006              3  ftype2      char(3),
67+c 0006              3  fext2      fixed(7),
68+c 0006              3  space2      (3) bit(B)
69+c 0006          2  crec      fixed(7),          /* current record */
70+c 0006          2  rrec      fixed(15),         /*random record */
71+c 0006          2  rovf      fixed(7);          /* random rec overflow */
72 c 0006
73 c 0006      dcl
74 c 0006          lower char(26) static initial
75 c 0006          ('abcdefghijklmnopqrstuvwxyz'),
76 c 0006          upper char(26) static initial
77 c 0006          (' ABCDEFGHIJKLMNOPQRSTUVWXYZ');
78 c 0006
79 c 0006      dcl
80 c 0006          /* simple variables */
81 c 0006          i          fixed,
82 c 0006          fn         char(20),
83 c 0006          c          char(1),
84 c 0006          code       fixed(7),
85 c 0006          mode       fixed(2),
86 c 0006          zerofill   bit(1),
87 c 0006          version    bit(16);
88 c 0006
89 c 0006      dcl
90 c 0006          /* overlays on default buffer */
91 c 0006          bitbuf (128) bit(8) based(dbuffo),
92 c 0006          buffer char(127) var based(dbuffo);
93 c 0006
94 c 0006      put skip list(' Random Access Test' );
95 c 0022      /* check version number for 2.0 */
96 c 0022      version = vers();
97 c 0028      if substr(version,9,8) < ' 20' b4 then
98 c 0031          do;
99 c 0031          put skip list(' You Need Version 2');
100 c 004D      stop;
101 c 0050      end;
102 c 0050      putskip list('Zero Record Fill? ');
103 c 006C      get list(c);
104 c 0086      zerofill = (c = ' Y' ! c = ' y' ) &

```

```

105 c 00B5          substr(version,9,8) >= ' 22' b4;
106 c 00B5
107 c 00B5          /* read and process file name */
108 c 00B5          put skip list(' Data Base Name: ');
109 c 00D1          get list(fn);
110 c 00EB          fn = translate(fn,upper,lower);
111 c 0110
112 c 0110          /* process optional drive prefix */
113 c 0110          i = index(fn,' :' );
114 c 0120          if i = 0 then
115 c 0129              drive = 0;
116 c 0131          else
117 c 0131          if i = 2 then
118 c 013B              do;
119 c 013B                  /* convert character to drive code */
120 c 013B                  drive = index(upper,substr(fn,i,1));
121 c 0153                  if drive = 0 ! drive > 16 then
122 c 016C                      do;
123 c 016C                          put skip list(' Bad Drive Name' );
124 c 0188                          stop;
125 c 018B                          end;
126 c 018B                  fn = substr(fn,i+1);
127 c 01A4                  end;
128 c 01A4
129 c 01A4          /* get file name and optional type */
130 c 01A4          i = index(fn,' .' );
131 c 01B4          if i = 0 then
132 c 01BD              do;
133 c 01BD                  /* no file type specified, use DAT */
134 c 01BD                  fname = fn;
135 c 01CA                  ftype = ' DAT';
136 c 01D9                  end;
137 c 01D9          else
138 c 01D9              do;
139 c 01D9                  fname = substr(fn,i-1);
140 c 01F5                  ftype = substr(fn,i+1);
141 c, 020F                  end;
142 c 020F
143 c 020F          /* clear the extent field */
144 c 020F          fext = 0;
145 c 0214
146 c 0214          if open(addr(database)) = -1 then
147 c 0225              do;
148 c 0225                  put skip list('Creating New Database' );
149 c 0241                  if make(addr(database)) = -1 then
150 c 0252                      do;
151 c 0252                          put skip list(' No Directory Space' );
152 c 026E                          stop;
153 c 0274                          end;
154 c 0274                  end;
155 c 0274          else
156 c 0274              do;
157 c 0274                  call filsiz(addr(database));
158 c 0280                  put skip list(' Fil&Size:' ,rrec,' Records' );
159 c 02B2                  end;
160 c 02B2
161 c 02B2          /* main processing loop */
162 c 02B2          do while(' 1' b);
163 c 0282              call setrec(addr(database));
164 c 02BE              out skip list(' CurrenRecord' ,rrec);

```

```

165 c 02E5      put skip list(' Read0),Write(1),Quit(2)? ');
166 c 0301      get list(mode);
167 c 031A      if mode < 2 then
168 c 0322          do;
169 c 0322          put skip list('Record Number? ');
170 c 033E      get list(rrec);
171 c 035B      rovf = 0;
172 c 0360      end;
173 c 0360      if mode = 0 then
174 c 0367          do;
175 c 0367          code = rdran(addr(database));
176 c 0376          if code = 0 then
177 c 037D              do;
178 c 037D              if bitbuf(1) = ' 00' b4 then
179 c 0386                  put skip list(' Zero Record' );
180 c 03A5              else
181 c 03A5                  put skip list(buffer);
182 c 03C2              end;
183 c 03C2          else
184 c 03C2              put skip list('Return Code' ,code);
185 c 03F0          end;
186 c 03F0      else
187 c 03F0      if mode = 1 then
188 c 03F7          do;
189 c 03F7          put skip list(' Data: ');
190 c 0413          get list(buffer);
191 c 042F          if zerofill then
192 c 0436              code = wrranz(addr(database));
193 c 0448          else
194 c 0448              code = wrran (addr(database));
195 c 0457          if code ^= 0 then
196 c 045E              put skip list(' ReturnCode',code);
197 c 048C          end;
198 c 048C      else
199 c 048C      if mode = 2 then
200 c 0494          do;
201 c 0494          if close(addr(database)) = -1 then
202 c 04A5              put skip list(' Read/only' );
203 c 04C1          stop;
204 c 04C7          end;
205 c 04C7      end;
206 a 04C7      end diorand;

```

CODE SIZE = 04C7
DATN AREA = 0183

Each overlay has one entry point by which it is entered. This entry point is assumed by the overlay manager to be at the base (load address) of the overlay.

No upward references are allowed from a module to an entry point in an overlay higher on the tree, other than the main entry point of the overlay as described in 1. Downward references to entry points in overlays lower on the tree or in the root module are allowed.

The overlays are not relocatable. Hence the root module must be a COM file.

Common blocks (Externals in PL/I) which are declared in one module may not be initialized by a module higher in the tree. Any attempt to do so will be ignored by LINK.

Overlays may be nested to a depth of 5 levels.

The default buffer located at 80H is used by the overlay manager, so user programs should not depend on data stored in this buffer.

E.1.1. USING OVERLAYS IN PL/I PROGRAMS

There are two ways to use overlays in a PL/I program. The first method is very straightforward, and will suffice for most applications. However, it has the restrictions that all overlays must be on the default drive, and overlay names may not be determined at run-time. The second method does not have these restrictions, and involves a slightly more complicated calling sequence.

To use the first method, an overlay is simply declared as an entry constant in the module where it is referenced. As an entry constant, it may have parameters declared in a parameter list. The overlay itself is simply a PL/I procedure, or group of procedures. For example, the following program is a root module having one overlay:

```
root: procedure options (main);
  declare ovl entry (char (15));
  put skip list ('root');
  call ovl ('overlay 1');
end root;
```

The overlay OV1.PLI appears as follows:


```
ovl: procedure (c);  
  declare c char (15);  
  put skip list (c)  
end ovl;
```

Note that if parameters are passed to an overlay, it is the programmer's responsibility to ensure that the number and type of the parameters are the same in the calling program and the overlay itself.

To link these two programs into an overlay system, the following link command would be used:

LINK ROOT(OV1)

(The command line syntax for linking overlays is described in detail in a later section.)

LINK will produce four files from this command: ROOT.COM, ROOT.SYM, OVL.OVL and OVL.SYM. When ROOT.COM is executed, it will first put the message 'root' out at the console. The 'call ovl' statement will transfer control to the overlay manager. The overlay manager loads the file OVL.OVL from the default drive at the proper location above ROOT.COM and transfers control to it, passing the char (15) parameter in the normal manner. The overlay then executes, producing the message 'overlay 1' at the console. It then returns directly to the statement following the 'call ovl' in root.pli, and execution continues from that point.

Using this method, if the overlay manager determines that the requested overlay is already in memory, the overlay will not be reloaded before control is transferred to it. There are several important notes regarding this first overlay method:

The name associated with the overlay in the call and entry statements is the actual name of the OVL file loaded by the overlay manager, so the two names must agree. Since symbol names are truncated to 6 characters in the REL file produced by PL/I-80, the names of the OVL files must be limited to 6 characters.

The name of the entry point to an overlay (the name of the procedure) need not agree with the name used in the calling sequence. The same name should be used to avoid confusion.

The overlay manager will only load overlays from the default drive (the drive which was the default drive when execution of the root module began, regardless of any changes to the default drive which may have occurred since then).

The names of the overlays are fixed - the source program must be edited, recompiled and relinked to change the names of the overlays.

No non-standard PL/I statements are needed (the program is transportable to other systems).

In some applications it is useful to have greater flexibility with overlays, such as the ability to load overlays from different drives, or the ability to determine the name of an overlay at run-time, say from the keyboard or from a disk file. This is accomplished using a second overlay method.

In this case, an explicit entry point into the overlay manager must be declared in the PL/I program as follows:

```
declare ?ovlay entry (char (10), fixed (1));
```

The first parameter is a character string specifying the name of the overlay to load and an optional drive code in the standard CP/M format 'd:filename'. The second parameter is the load flag. If the load flag is 1, the overlay manager will load the specified overlay whether or not it is already in memory. If the load flag is 0, the overlay will only be loaded if it is not already in memory.

The 'call ?ovlay' statement tells the overlay manager to load the requested overlay, if needed. The overlay manager returns to the calling program, which must then perform a dummy call to execute the overlay just processed by the overlay manager. This allows a parameter list to be passed to the overlay.

The example shown in the first method above would appear as follows:

```
root: procedure options (main);
  declare ?ovlay entry (char (10), fixed (1));
  declare dummy entry (char (15));
  declare name char (10);
  put skip list ('root'); name = 'OV1';
  call ?ovlay (name, 0);
  call dummy ('overlay 1');
end root;
```

OV1.PLI would be the same as before.

At run-time the overlay manager would load OV1.OVL from the default drive, since that is the current value of the variable 'name', and then return to the calling program (in this case, root). At this point, the argument 'overlay 1' would be set up according to the PL/I-80 parameter passing conventions. The 'call dummy' transfers control to the overlay manager, which would simply transfer control to the base address of the overlay whose name was just processed. When OV1 is finished, it returns to the statement following the 'call dummy' statement. **Note that while in the example above, 'name' was set to 'OV1' in an assignment statement, the overlay name could have been supplied as a character string derived from some other source,**

such as the operator's keyboard. Several important points must be observed when using the second overlay technique:

A drive code may be specified so overlays may be loaded from drives other than the default drive. If no drive is specified, the default drive is used as described in Method 1.

Since the name of the overlay is specified in the character string (and not by the entry symbol), it may be up to 8 characters in length.

If there are any parameters in the dummy call following the `call ?ovlay'`, they must agree in number and type with the parameters in the procedure declaration in the overlay.

E.1.2. SPECIFYING OVERLAYS IN THE COMMAND LINE

The syntax for specifying overlays is similar to that for linking without overlays, except that each overlay specification is enclosed in parentheses. An overlay specification may be in one of the following forms:

```
link root(ovl)
link root(ovl,part2,part3)
link root(ovl=part1,part2,part3)
```

The first command produces the file OVL.OVL from a file OVL.REL, while the second command produces the OVL.OVL file from OVL.REL, PART2.REL, and PART3.REL. In the last case, the OVL.OVL file is produced from PART1.RLE, PART2.REL, and PART3.REL.

Note that a left parenthesis, which indicates the start of a new overlay specification, also indicates the end of the group preceding it. In other words, the following command line is invalid and will be flagged as an error:

```
LINK ROOT(OV1),MOREROOT
```

All files to be included at any point on the 'tree' must appear together, without any intervening overlay specifications. Thus the following command is valid:

```
LINK ROOT,MOREROOT(OV1)
```

Any filename in the command line may be followed by a number of link switches enclosed in square brackets, as described in the LINK-80 Operator's Guide. Note that the overlay specifications are not set

off from the root module or from each other with commas. Spaces may be used to improve readability.

Nesting of overlays is indicated in the command line by nesting parentheses. The following command line could be used to link the overlay system shown on the first page of the overlay description:

```
LINK ROOT (OV1) (OV2 (OV5) (OV6)) (OV3) (OV4)
```

E.1.3. SAMPLE LINK EXECUTION

In the following sample link operation, notice that OV1 is flagged as an undefined symbol. LINK is simply indicating that OV1 has not been defined in the current module, so it is assumed to be either the name of an overlay or a dummy entry point to an overlay. When linking overlays, each entry variable which refers to an overlay (by actual name or a dummy entry) will appear as an undefined symbol. No symbols other than these actual or dummy overlay entry points should be undefined.

```
A>LINK ROOT(OV1)
LINK 1. 1
```

```
PLILIB  RQST  ROOT      0100  ISYSINI  1A15  /SYSPRI/1A3A
```

```
UNDEFINED SYMBOLS:
```

```
Ov1
```

```
ABSOLUTE      0000
CODE SIZE      18BC (0100-19BB)
DATA SIZE      02A9 (1A90-1D38)
COMMON SIZE    OOD4 (19BC-1A8F)
USE FACTOR     4E
```

```
LINKING OV1.OVL
```

```
PLILIB  RQST
```

```
ABSOLUTE      0000
CODE SIZE      0024 (1D80-1DA3)
DATA SIZE0002 (1DA4-IDA5)
COMMON SIZE    0000
USE FACTOR     09
MODULE TOP     1E00
```

A>ROOT

root overlay 1
End of Execution
A>

E.1.4. RUN-TIME ERROR MESSAGES

The overlay manager may produce one of the following error messages:

ERROR (8) OVERLAY, NO FILE d:filename.OVL The indicated file could not be found.

ERROR (9) OVERLAY, DRIVE d:filename.OVL
An invalid drive code was passed as a parameter to ?ovlay.

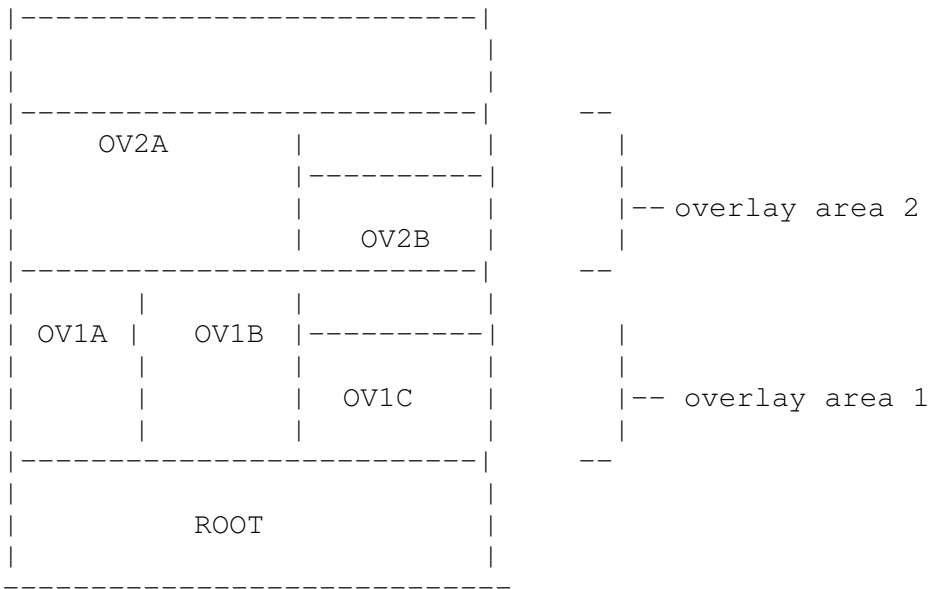
ERROR (10) OVERLAY, SIZE d:filename.OVL
The indicated overlay would overwrite the PL/I stack and/or free space if it were loaded.

ERROR (11) OVERLAY, NESTING d:filename.OVL Loading the indicated overlay would exceed the maximum nesting depth.

ERROR (12) OVERLAY, READ d:filename.OVL
Disk read error during overlay load, probably caused by premature EOF.

E.1.5. OTHER OVERLAY SYSTEMS

A system of overlays may also be produced which is not a tree structure, but rather contains a number of separate overlay areas, as shown in the figure below:



In such a system, the root module can reference any of the overlays. An overlay may reference entry points in the root module or the main entry point of any overlay which is not in the same overlay area.

Linking a system of overlays as shown above is done in a number of steps. One link must be performed for each overlay area, since the address of the top of the overlay area must be supplied to LINK when linking the next higher overlay area. For example, the command

```
LINK ROOT (OV1A) (OV1B) (OV1C)
```

generates the three overlays in overlay area 1, and indicates the top address of the module. This address is supplied as the load address in the next command:

```
LINK ROOT (OV2A[Lmod top]) (OV2B [Lmod top])
```

This command creates the overlays for overlay area 2 at the appropriate address. Note that the overlay area which is the highest in memory should be linked last, since the module top address is always written into the root module at the end of the link.

At some point after the entire system has been linked, it may be desirable to relink only one overlay, which may not be at the top overlay area. This may be done using the \$OZ switch to prevent generation of a root module which would contain an erroneous ?MEMRY value.

It is the responsibility of the programmer to ensure that none of the overlays overlap, and that no overlay attempts to reference

another overlay in the same overlay area.

E.1.6. THE LINK-80 "\$" SWITCH

The '\$' switch is used to control the source and destination devices under LINK-80. The general form of the switch is:

\$td

where 't' is a type and 'd' is a drive specifier. There are five types:

C - console

I - intermediate

L - library

O - object

S - symbol

The drive specifier may be a letter in the range 'A' thru 'P' corresponding to one of sixteen logical drives, or one of the following special characters:

X - console

Y - printer

Z - byte bucket

\$Cd - Console

Messages which normally appear at the console may be directed to the list device (\$CY) or may be suppressed (\$CZ). Once \$CY or \$CZ has been specified, \$CX may be used later in the command line to redirect console messages to the console device.

\$Id - Intermediate

Intermediate files generated by LINK are normally placed on the default drive. The \$I switch allows the user to specify another drive to be used by LINK for intermediate files.

\$Ld - Library

LINK normally searches on the default drive for library files

which are automatically linked because of a request item in a REL file. The \$L switch instructs LINK to search the specified drive for these library files.

\$Od - Object

LINK normally generates an object file on the same drive as the first REL file in the command line, unless an output file with an explicit drive is included in the command. The \$O switch instructs LINK to place the object file on the drive specified by the character following the \$O, or to suppress the generation of an object file if the character following the \$O is a 'Z'.

\$Sd - Symbol

LINK normally generates a symbol file on the same drive as the first REL file in the command line, unless an output file with an explicit drive is included in the command. The \$S switch instructs LINK to place the symbol file on the drive specified by the character following the \$S, or to suppress the generation of a symbol file if the character following the \$S is a 'Z'.

'td' character pairs following a '\$A must not be separated by commas. The entire group of \$ switches is set off from any other switches by a comma, as shown below:

```
LINK PART1[$SZ,$OD,$LB,Q1,PART2
LINK PART1[$SZODLB,Q1,PART2
LINK PART1[$SZ OD LBI,PART2[Q]
```

The three command lines above are equivalent.

The \$I switch specifies the drive to be used for intermediate files during the entire link operation. The other '\$' switches may be changed in the command line. The value of a '\$A switch will remain in effect until it is changed as the command line is processed from left to right. This is generally useful only when linking overlays. For example:

```
LINK ROOT (OV1[$SZCZI) (OV2) (OV3) (OV4[$SACXI)
```

will suppress the SYM files and console output generated when OV1, OV2 and OV3 are linked. When OV4 is linked, the SYM file will be placed on drive A: and the console output will be sent to the console device.

The NR and NL switches used in LINK 1.0 to suppress the recording and listing of the symbol table are not recognized by LINK 1.1, since \$SZ and \$CZ can be used to perform these functions.

E.1.7. THE REQUEST ITEM

Version 1.1 of PL/I-80 uses the request item (a specific bit pattern in a REL file) to indicate to LINK that the PLILIB is to be searched. This is also how the Microsoft compilers link their run-time libraries. When LINK processes a library request, it first searches for an IRL file with the specified filename. If there is no IRL file, it searches for a REL file of that name. Failing in both searches, the error message

```
NO FILE: filename.REL
```

is produced, and LINK aborts. Libraries requested in this manner will appear in the symbol table listed at the console with a value of 'RQST'.

E.1.8. COMMAND LINE ERRORS

The error messages 'FILE NAME ERROR' and 'INVALID SYNTAX' are no longer generated. Instead, when a command line error of any kind is detected the command tail is echoed up to the point where the error occurred, followed by a question mark. For example:

```
LINK A, B, C; D A, B, C;?
```

```
LINK LONGFILENAME  
LONGFILEN?
```

E.1.9. ADDITIONAL LIB-80 FACILITIES

Modules in a library may be deleted or replaced in a single command. The names of the modules to be affected are enclosed in angle brackets immediately following the name of the source file containing the modules. The following examples demonstrate the use of this feature.

```
lib newlib=oldlib<mod1>
```

```
lib newlib=oldlib<mod1=file1>
```

```
lib newlib=oldlib<mod1=>
```

```
lib newlib=oldlib<mod1,mod2=file2,mod3=>
```

In the first case, a new library NEWLIB.REL is created which is the same as OLDLIB.REL except that the module MOD1 is replaced by the

contents of the file MOD1.REL. This form should be used if the name of the module being replaced is the same as the filename of the REL file replacing the module.

In the second case, the module MOD1 is replaced by the contents of the file FILE1.REL in the new library NEWLIB.REL. This form is used to replace a module when the name of the module is not the same as the name of the file which is to replace it. Note that this form must be used if the filename has more than 6 characters, since module names in the REL file are truncated to 6 characters.

When the third command is used, NEWLIB.REL is created from OLDLIB.REL without the module MOD1.

The last command form demonstrates that a number of replace and/or delete instructions may be included within the angle brackets.

E.2.0. MULTI-LINE COMMANDS

If a command does not fit on a single line (126 characters), the command may be extended by terminating the command line with an ampersand **W**. The ampersand may appear after any character of the command, and need not follow a file name. LINK-80 responds with an asterisk (*) on the next line. At this point the command line may be continued. Any number of lines ending with an ampersand may be entered. The last line of the command is terminated with a carriage return. Note that XSUB may be used to submit multi-line LINK-80 commands.

Example:

```
A>link main, iomod1, iomod2, iomod3, iomod4, iomod5,&
LINK 1.3
*lib1[s], lib2fsl, lib3fsl, lib4&
*[s], lastmodrp2000&
*,d2001

( . . . symbol table and memory map . . .
```

APPENDIX F

XREF

XREF is an assembly-language cross reference utility that can be applied to print (PRN) files produced by MAC or RMAC in order to provide a summary of variable usage throughout the program. The purpose of this appendix is to provide the information necessary for operation of the XREF utility.

F.1.0. XREF OPERATION

XREF is normally invoked by issuing the command:

```
XREF filename
```

where the "filename" refers to two input files prepared using MAC or RMAC with assumed (and unspecified) file types of "PRN" and "SYM" and one output file with an assumed (and unspecified) file type of "XRF". Specifically, XREF reads the file "filename.PRN" line by line, attaches a line number prefix to each line and writes each prefixed line to the output file "filename.XRF". During this process, each line is scanned for any symbols that exist in the file "filename.SYM". Upon completion of this copy operation, XREF appends to the file "filename.XRF" a cross reference report that lists all the line numbers where each symbol in "filename.SYM" appears. In addition each line number reference where the referenced symbol is the first token on the line is flagged with a "#" character. Also, the value of each symbol, as determined by MAC or RMAC and placed in the symbol table file "filename.SYM", is reported for each symbol.

As an option, the "filename" specification can be prefaced with a drive code in the standard CP/M format [d:]. When the drive code is specified all the files described above are associated with the specified drive. Otherwise, the files are associated with the default drive. Another option allows the user to direct the output file directly to the "LST:" device instead of to the file "filename.XRF". This option is invoked by adding the string "\$p" to the command line as follows:

```
XREF filename $p
```

XREF allocates space for symbols and symbol references dynamically during execution. If no memory is available for an attempted symbol or symbol reference allocation, an error message is issued and XREF is terminated.

F.1.1. XREF ERROR MESSAGES

No SYM file - This message is issued if the file "filename.SYM" is not present on the default or specified drive.

No PRN file - This message is issued if the file "filename.PRN" is not present on the default or specified drive.

Symbol table overflow - This message is issued if no space is available for an attempted symbol allocation.

Invalid SYM file format - This message is issued when an invalid "filename.SYM" file is read. Specifically, a line in the SYM file not terminated with a CRLF will force this error message.

Symbol table reference overflow - This message is issued if no space is available for an attempted symbol reference allocation.

"filename.XRF" make error - This message is issued if BDOS returns an error code after a "filename.XRF" make request. This error code usually indicates that no directory space exists on the default or specified drive.

"filename.XRF" close error - This message is issued if BDOS returns an error code after a "filename.XRF" close request.

"filename.XRF" write error - This message is issued if BDOS returns an error code after a "filename.XRF" write request. This error code usually indicates that no unallocated data blocks are available or no directory space exists on the default or specified drive.